




Stream Tapware Corp.



CATALOG

Standard Brass Fittings

www.streamtapware.com



8F-1 No. 501, Sec. 2, Taiwan Blvd., Taichung, 40360 Taiwan R.O.C.
www.streamtapware.com · Tel: 886-4-2320-8277 · Fax: 886-4-2322-7675

Stream Tapware Corp.

TABLE OF CONTENTS

| Flare | Page | Table Number (s) |
|--------------------------------------|------|------------------|
| Female Union | 1 | 1-9 |
| Short Nut | 1 | 10-27 |
| Long Nut | 1 | 28-36 |
| Male Union | 1-2 | 37-57 |
| Union Tee | 2 | 58-73 |
| Male Branch Tee | 2 | 74-90 |
| Female Connector | 3 | 91-116 |
| Male Connector | 3-4 | 117-178 |
| 90° Male Elbow | 4-6 | 179-247 |
| 90° Female Elbow | 6 | 248-268 |
| Male Run Tee | 6 | 269-286 |
| 45° Male Elbow | 7-8 | 287-347 |
| 45° Swivel Male Elbow with Flare Nut | 8 | 348-349 |
| 90° Swivel Male Elbow with Flare Nut | 8 | 350-351 |
| 90° Union Elbow | 8 | 352-360 |
| Cap | 8 | 361-367 |
| Plug | 8 | 368-374 |

| Compression | Page | Table Number (s) |
|----------------------|-------|------------------|
| Sleeve | 9 | 375-385 |
| Nut | 9 | 386-396 |
| Long Nut | 9 | 397-405 |
| Cap | 9 | 406-409 |
| Captive Sleeve & Nut | 9 | 410-414 |
| In-Line Sleeve | 9 | 415-421 |
| Union | 10 | 422-441 |
| Union Tee | 10 | 442-461 |
| 90° Union Elbow | 10-11 | 462-479 |
| Female Connector | 11 | 480-510 |
| Conversion | 11 | 511-512 |
| Male Connector | 12 | 513-550 |
| 90° Male Elbow | 12-13 | 551-592 |
| 90° Female Elbow | 13-14 | 593-616 |
| Male Run Tee | 14 | 617-629 |
| Male Branch Tee | 14 | 630-642 |
| Street Tee | 14 | 643-648 |
| Bulkhead Union | 15 | 649-652 |
| Pilot Line Nut | 15 | 653 |

| Pipe | Page | Table Number (s) |
|--------------------------|-------|------------------|
| 90° Male Elbow | 16 | 654-661 |
| 90° Female Elbow | 16 | 662-675 |
| Female Tee | 16 | 676-686 |
| Female Cross | 16 | 687-695 |
| Female Coupling | 17 | 696-705 |
| 3 Piece Union Coupling | 17 | 706-711 |
| 45° Female Elbow | 17 | 712-717 |
| Male Branch Tee | 17 | 718-721 |
| Street Tee | 17 | 722-727 |
| Cap | 17 | 728-733 |
| Square Head Plug | 17 | 734-739 |
| Bushing | 18 | 740-762 |
| Locknut | 18 | 763-767 |
| Close Nipple | 18 | 768-773 |
| Long Nipple | 18-19 | 774-804 |
| 90° Street Elbow | 19 | 805-818 |
| Countersunk Plug | 20 | 819-825 |
| Reducing Coupling | 20 | 826-837 |
| Pipe Adapter | 20 | 838-853 |
| Hex Head Plug | 20-21 | 854-865 |
| Hex Nipple | 21 | 866-882 |
| 45° Street Elbow | 21 | 883-887 |
| Male Pipe Working Swivel | 21 | 888-889 |

| Hose Barbs | Page | Table Number (s) |
|-----------------------------------|-------|------------------|
| Tee | 22 | 890-893 |
| Hose Barb x Male Pipe | 22 | 894-922 |
| Hose Barb x Female Pipe | 22-23 | 923-940 |
| Hose Barb x Male Flare | 23 | 941-947 |
| Hose Barb x Female Flare (Swivel) | 23 | 948-958 |
| Splicer | 23 | 959-974 |
| Oxygen / Acetylene Nut | 23 | 975-976 |
| Oxygen / Acetylene Hose Barb | 24 | 977-980 |
| 90° Hose Barb x Male Pipe | 24 | 981-1005 |
| Cross | 24 | 1006-1010 |
| 90° Elbow | 24 | 1011-1015 |
| Hose Barb x Male Pipe (Rigid) | 25 | 1016-1028 |
| 90° Hose Barb x Male Pipe (Rigid) | 25 | 1029-1034 |

| Inverted Flare | Page | Table Number (s) |
|------------------|------|------------------|
| Nut | 26 | 1035-1040 |
| Union | 26 | 1041-1047 |
| Female Connector | 26 | 1048-1056 |
| Male Connector | 26 | 1057-1068 |
| 90° Male Elbow | 26 | 1069-1082 |



8F-1 No. 501, Sec. 2, Taiwan Blvd., Taichung, 40360 Taiwan R.O.C.
www.streamtapware.com · Tel: 886-4-2320-8277 · Fax: 886-4-2322-7675

Stream Tapware Corp.

TABLE OF CONTENTS

| Garden Hose | Page | Table Number (s) |
|----------------------------------|-------|------------------|
| Male Garden Hose | 27 | 1083-1087 |
| Female Garden Hose (Swivel) | 27 | 1088-1096 |
| Male Garden Hose x Male Pipe | 27 | 1097-1101 |
| Male Coupling | 27 | 1102 |
| Male Garden Hose x Female Pipe | 27 | 1103-1106 |
| Female Garden Hose x Female Pipe | 27-28 | 1107-1114 |
| Swivel Adapter | 28 | 1115-1117 |
| Cap | 28 | 1118-1119 |
| Nut | 28 | 1120-1122 |
| Swivel Female Union | 29 | 1123 |

| Push-on Hose Barbs | Page | Table Number (s) |
|----------------------------|------|------------------|
| Rigid Male Pipe | 30 | 1126-1141 |
| Splicer | 30 | 1142-1146 |
| Hose x Swivel Female Flare | 30 | 1147-1164 |
| 90° Male Pipe Elbow | 30 | 1165-1169 |

| Poly Barbs | Page | Table Number (s) |
|-----------------|------|------------------|
| Plug | 31 | 1170-1172 |
| Union | 31 | 1173-1178 |
| Bulkhead Union | 31 | 1179-1181 |
| Union Tee | 31 | 1182-1185 |
| 90° Union Elbow | 31 | 1186-1189 |
| Comp. Adapter | 31 | 1190 |
| Male Connector | 31 | 1191-1199 |
| 90° Male Elbow | 31 | 1200-1206 |

| Air Brake for Copper | Page | Table Number (s) |
|----------------------|------|------------------|
| Sleeve | 32 | 1207-1213 |
| Long Nut | 32 | 1214-1219 |
| Union | 32 | 1220-1224 |
| Union Tee | 32 | 1225-1229 |
| Female Connector | 32 | 1230-1240 |
| Male Connector | 32 | 1241-1255 |
| 90° Male Elbow | 33 | 1256-1268 |
| Male Run Tee | 33 | 1269-1276 |
| Male Branch Tee | 33 | 1277-1285 |
| 45° Male Elbow | 33 | 1286-1295 |

| Valves & Drain Cock | Page | Table Number (s) |
|---------------------|-------|------------------|
| Drain Cock | 46 | 1683-1687 |
| Needle Valve | 46-47 | 1688-1718 |

| Others | Page | Table Number (s) |
|--------------------------------------|-------|------------------|
| Space Heater 45° Flare | 48 | 1719-1725 |
| Grasp Brass Fittings for Poly Tubing | 48-49 | 1726-1739 |

| Air Brake for Nylon | Page | Table Number (s) |
|---------------------|------|------------------|
| Suregrip Fitting | 34 | 1296-1309 |
| Ribbed Sleeve | 34 | 1310-1315 |
| Nut | 34 | 1316-1321 |
| Union | 34 | 1322-1326 |
| Union Tee | 35 | 1327-1331 |
| 90° Union Elbow | 35 | 1332-1336 |
| Female Connector | 35 | 1337-1345 |
| Male Connector | 35 | 1346-1360 |
| 90° Male Elbow | 35 | 1361-1375 |
| 90° Female Elbow | 36 | 1376-1382 |
| Male Run Tee | 36 | 1383-1389 |
| Male Branch Tee | 36 | 1390-1398 |
| 45° Male Elbow | 36 | 1399-1408 |
| Bulkhead Union | 36 | 1409-1411 |
| Loose Insert | 36 | 1412-1417 |

| Air Brake for Hose Ends | Page | Table Number (s) |
|-------------------------|------|------------------|
| Hose Sleeve | 37 | 1418-1419 |
| Standard Hose Nut | 37 | 1420-1421 |
| Hose Splicer | 37 | 1422-1425 |
| Hose Guard Nut | 37 | 1426-1429 |
| Hose Connector | 37 | 1430-1439 |
| Swivel Coupler ASSY | 38 | 1440-1441 |
| Bulkhead Coupling | 38 | 1442-1453 |
| Male Adapter | 38 | 1454-1457 |

| Push-to-Connect (DOT Certified) | Page | Table Number (s) |
|---|------|------------------|
| Union Coupling | 39 | 1458-1468 |
| Connector Tube to Female Pipe | 39 | 1469-1478 |
| Connector Tube to Male Pipe | 40 | 1479-1509 |
| Bulkhead Union | 40 | 1510-1516 |
| Bulkhead Union Tube to Female Pipe | 41 | 1517-1522 |
| Bulkhead Union Tube to Male Pipe | 41 | 1523-1524 |
| 90° Elbow Tube to Tube | 41 | 1525-1529 |
| 90° Elbow Tube to Female Pipe | 41 | 1530-1536 |
| 90° Elbow Tube to Female Pipe, Swivel | 41 | 1537 |
| 90° Elbow Tube to Male Pipe | 42 | 1538-1559 |
| 90° Elbow Tube to Male Pipe, Swivel | 42 | 1560-1585 |
| 45° Elbow Tube to Male Pipe | 43 | 1586-1599 |
| 45° Elbow Tube to Male Pipe, Swivel | 43 | 1600-1613 |
| Union on Tee Tube Each End | 43 | 1614-1622 |
| Tee Ends Tube and Male Pipe Center Tube | 43 | 1623-1632 |
| Tee Ends Tube and Male Pipe Center Tube, Swivel | 44 | 1633-1641 |
| Tee Ends Tube Center Male Pipe | 44 | 1642-1653 |
| Tee Ends Tube Center Male Pipe, Swivel | 44 | 1654-1666 |
| Tee Ends Tube Center Female Pipe | 45 | 1667-1670 |
| Tee Ends Tube Center Female Pipe, Swivel | 45 | 1671-1679 |
| Tube Insert | 45 | 1680-1682 |





Flare

| No. | Part No. | Description | Size | Picture |
|-----|----------|---------------------------------|---------------------------|---|
| 1 | 32-20 | 45° Flare Female Union | 1/4" Tube |  |
| 2 | 32-30 | 45° Flare Female Union | 3/8" Tube | |
| 3 | 32-40 | 45° Flare Female Union | 1/2" Tube | |
| 4 | 34-20F | 45° Flare Swivel Union - Forged | 1/4" Tube |  |
| 5 | 34-25F | 45° Flare Swivel Union - Forged | 5/16" Tube | |
| 6 | 34-30F | 45° Flare Swivel Union - Forged | 3/8" Tube | |
| 7 | 34-40F | 45° Flare Swivel Union - Forged | 1/2" Tube | |
| 8 | 34-50F | 45° Flare Swivel Union - Forged | 5/8" Tube | |
| 9 | 34-60F | 45° Flare Swivel Union - Forged | 3/4" Tube | |
| 10 | 40-15F | 45° Flare Short Nut - Forged | 3/16" |  |
| 11 | 40-20F | 45° Flare Short Nut - Forged | 1/4" | |
| 12 | 40-25F | 45° Flare Short Nut - Forged | 5/16" | |
| 13 | 40-30F | 45° Flare Short Nut - Forged | 3/8" | |
| 14 | 40-40F | 45° Flare Short Nut - Forged | 1/2" | |
| 15 | 40-50F | 45° Flare Short Nut - Forged | 5/8" | |
| 16 | 40-60F | 45° Flare Short Nut - Forged | 3/4" | |
| 17 | 40-70F | 45° Flare Short Nut - Forged | 7/8" | |
| 18 | 41S-10 | 45° Flare Short Nut | 1/8" |  |
| 19 | 41S-15 | 45° Flare Short Nut | 3/16" | |
| 20 | 41S-20 | 45° Flare Short Nut | 1/4" | |
| 21 | 41S-25 | 45° Flare Short Nut | 5/16" | |
| 22 | 41S-30 | 45° Flare Short Nut | 3/8" | |
| 23 | 41S-35 | 45° Flare Short Nut | 7/16" | |
| 24 | 41S-40 | 45° Flare Short Nut | 1/2" | |
| 25 | 41S-50 | 45° Flare Short Nut | 5/8" | |
| 26 | 41S-60 | 45° Flare Short Nut | 3/4" | |
| 27 | 41S-70 | 45° Flare Short Nut | 7/8" | |
| 28 | 41L-10 | 45° Flare Long Nut | 1/8" |  |
| 29 | 41L-15 | 45° Flare Long Nut | 3/16" | |
| 30 | 41L-20 | 45° Flare Long Nut | 1/4" | |
| 31 | 41L-25 | 45° Flare Long Nut | 5/16" | |
| 32 | 41L-30 | 45° Flare Long Nut | 3/8" | |
| 33 | 41L-35 | 45° Flare Long Nut | 7/16" | |
| 34 | 41L-40 | 45° Flare Long Nut | 1/2" | |
| 35 | 41L-50 | 45° Flare Long Nut | 5/8" | |
| 36 | 41L-60 | 45° Flare Long Nut | 3/4" | |
| 37 | 42-10 | 45° Flare Union | 1/8" Flare x 1/8" Flare |  |
| 38 | 42-15 | 45° Flare Union | 3/16" Flare x 3/16" Flare | |
| 39 | 42-20 | 45° Flare Union | 1/4" Flare x 1/4" Flare | |
| 40 | 42-25 | 45° Flare Union | 5/16" Flare x 5/16" Flare | |
| 41 | 42-30 | 45° Flare Union | 3/8" Flare x 3/8" Flare | |
| 42 | 42-35 | 45° Flare Union | 7/16" Flare x 7/16" Flare | |
| 43 | 42-40 | 45° Flare Union | 1/2" Flare x 1/2" Flare | |
| 44 | 42-50 | 45° Flare Union | 5/8" Flare x 5/8" Flare | |
| 45 | 42-60 | 45° Flare Union | 3/4" Flare x 3/4" Flare | |
| 46 | 42-70 | 45° Flare Union | 7/8" Flare x 7/8" Flare | |
| 47 | 42-80 | 45° Flare Union | 1" Flare x 1" Flare | |


Flare

| No. | Part No. | Description | Size | Picture |
|-----|----------|---|--------------------------------------|---|
| 48 | 42-2015 | 45° Flare Union - Reducing | 1/4" Flare x 3/16" Flare |  |
| 49 | 42-2520 | 45° Flare Union - Reducing | 5/16" Flare x 1/4" Flare | |
| 50 | 42-3020 | 45° Flare Union - Reducing | 3/8" Flare x 1/4" Flare | |
| 51 | 42-3025 | 45° Flare Union - Reducing | 3/8" Flare x 5/16" Flare | |
| 52 | 42-4020 | 45° Flare Union - Reducing | 1/2" Flare x 1/4" Flare | |
| 53 | 42-4030 | 45° Flare Union - Reducing | 1/2" Flare x 3/8" Flare | |
| 54 | 42-5030 | 45° Flare Union - Reducing | 5/8" Flare x 3/8" Flare | |
| 55 | 42-5040 | 45° Flare Union - Reducing | 5/8" Flare x 1/2" Flare | |
| 56 | 42-6040 | 45° Flare Union - Reducing | 3/4" Flare x 1/2" Flare | |
| 57 | 42-6050 | 45° Flare Union - Reducing | 3/4" Flare x 5/8" Flare | |
| 58 | 44-10 | 45° Flare Union Tee | 1/8" Flare All Ends |  |
| 59 | 44-15 | 45° Flare Union Tee | 3/16" Flare All Ends | |
| 60 | 44-20 | 45° Flare Union Tee | 1/4" Flare All Ends | |
| 61 | 44-25 | 45° Flare Union Tee | 5/16" Flare All Ends | |
| 62 | 44-30F | 45° Flare Union Tee - Forged | 3/8" Flare All Ends | |
| 63 | 44-40F | 45° Flare Union Tee - Forged | 1/2" Flare All Ends | |
| 64 | 44-50F | 45° Flare Union Tee - Forged | 5/8" Flare All Ends | |
| 65 | 44-60F | 45° Flare Union Tee - Forged | 3/4" Flare All Ends | |
| 66 | 44-2030F | 45° Flare Union Tee - Reducing (Forged) | 1/4" Flare x 1/4" Flare x 3/8" Flare | |
| 67 | 44-3020F | 45° Flare Union Tee - Reducing (Forged) | 3/8" Flare x 3/8" Flare x 1/4" Flare | |
| 68 | 44-3040F | 45° Flare Union Tee - Reducing (Forged) | 3/8" Flare x 3/8" Flare x 1/2" Flare | |
| 69 | 44-4020F | 45° Flare Union Tee - Reducing (Forged) | 1/2" Flare x 1/2" Flare x 1/4" Flare | |
| 70 | 44-4030F | 45° Flare Union Tee - Reducing (Forged) | 1/2" Flare x 1/2" Flare x 3/8" Flare | |
| 71 | 44-4050F | 45° Flare Union Tee - Reducing (Forged) | 1/2" Flare x 1/2" Flare x 5/8" Flare | |
| 72 | 44-5030F | 45° Flare Union Tee - Reducing (Forged) | 5/8" Flare x 5/8" Flare x 3/8" Flare | |
| 73 | 44-6040F | 45° Flare Union Tee - Reducing (Forged) | 3/4" Flare x 3/4" Flare x 1/2" Flare | |
| 74 | 45-10F | 45° Flare Male Branch Tee - Forged | 1/8" All Ends |  |
| 75 | 45-20F | 45° Flare Male Branch Tee - Forged | 1/4" All Ends | |
| 76 | 45-30F | 45° Flare Male Branch Tee - Forged | 3/8" All Ends | |
| 77 | 45-40F | 45° Flare Male Branch Tee - Forged | 1/2" All Ends | |
| 78 | 45-60F | 45° Flare Male Branch Tee - Forged | 3/4" All Ends | |
| 79 | 45-1520F | 45° Flare Male Branch Tee - Reducing (Forged) | 3/16" Flare x 3/16" Flare x 1/8" MPT | |
| 80 | 45-2010F | 45° Flare Male Branch Tee - Reducing (Forged) | 1/4" Flare x 1/4" Flare x 1/8" MPT | |
| 81 | 45-2030F | 45° Flare Male Branch Tee - Reducing (Forged) | 1/4" Flare x 1/4" Flare x 3/8" MPT | |
| 82 | 45-2040F | 45° Flare Male Branch Tee - Reducing (Forged) | 1/4" Flare x 1/4" Flare x 1/2" MPT | |
| 83 | 45-2520F | 45° Flare Male Branch Tee - Reducing (Forged) | 5/16" Flare x 5/16" Flare x 1/4" MPT | |
| 84 | 45-3020F | 45° Flare Male Branch Tee - Reducing (Forged) | 3/8" Flare x 3/8" Flare x 1/4" MPT | |
| 85 | 45-3040F | 45° Flare Male Branch Tee - Reducing (Forged) | 3/8" Flare x 3/8" Flare x 1/2" MPT | |
| 86 | 45-4020F | 45° Flare Male Branch Tee - Reducing (Forged) | 1/2" Flare x 1/2" Flare x 1/4" MPT | |
| 87 | 45-4030F | 45° Flare Male Branch Tee - Reducing (Forged) | 1/2" Flare x 1/2" Flare x 3/8" MPT | |
| 88 | 45-5030F | 45° Flare Male Branch Tee - Reducing (Forged) | 5/8" Flare x 5/8" Flare x 3/8" MPT | |
| 89 | 45-5040F | 45° Flare Male Branch Tee - Reducing (Forged) | 5/8" Flare x 5/8" Flare x 1/2" MPT | |
| 90 | 45-6040F | 45° Flare Male Branch Tee - Reducing (Forged) | 3/4" Flare x 3/4" Flare x 1/2" MPT | |




Flare

| No. | Part No. | Description | Size | Picture |
|-----|-----------|----------------------------|------------------------|---|
| 91 | SP46-1510 | 45° Flare Female Connector | 3/16" Flare x 1/8" FPT |  |
| 92 | 46-1010 | 45° Flare Female Connector | 1/8" Flare x 1/8" FPT |  |
| 93 | 46-1510 | 45° Flare Female Connector | 3/16" Flare x 1/8" FPT | |
| 94 | 46-1520 | 45° Flare Female Connector | 3/16" Flare x 1/4" FPT | |
| 95 | 46-2010 | 45° Flare Female Connector | 1/4" Flare x 1/8" FPT | |
| 96 | 46-2020 | 45° Flare Female Connector | 1/4" Flare x 1/4" FPT | |
| 97 | 46-2030 | 45° Flare Female Connector | 1/4" Flare x 3/8" FPT | |
| 98 | 46-2040 | 45° Flare Female Connector | 1/4" Flare x 1/2" FPT | |
| 99 | 46-2510 | 45° Flare Female Connector | 5/16" Flare x 1/8" FPT | |
| 100 | 46-2520 | 45° Flare Female Connector | 5/16" Flare x 1/4" FPT | |
| 101 | 46-2530 | 45° Flare Female Connector | 5/16" Flare x 3/8" FPT | |
| 102 | 46-3010 | 45° Flare Female Connector | 3/8" Flare x 1/8" FPT | |
| 103 | 46-3020 | 45° Flare Female Connector | 3/8" Flare x 1/4" FPT | |
| 104 | 46-3030 | 45° Flare Female Connector | 3/8" Flare x 3/8" FPT | |
| 105 | 46-3040 | 45° Flare Female Connector | 3/8" Flare x 1/2" FPT | |
| 106 | 46-3060 | 45° Flare Female Connector | 3/8" Flare x 3/4" FPT | |
| 107 | 46-4020 | 45° Flare Female Connector | 1/2" Flare x 1/4" FPT |  |
| 108 | 46-4030 | 45° Flare Female Connector | 1/2" Flare x 3/8" FPT | |
| 109 | 46-4040 | 45° Flare Female Connector | 1/2" Flare x 1/2" FPT | |
| 110 | 46-4060 | 45° Flare Female Connector | 1/2" Flare x 3/4" FPT | |
| 111 | 46-5030 | 45° Flare Female Connector | 5/8" Flare x 3/8" FPT | |
| 112 | 46-5040 | 45° Flare Female Connector | 5/8" Flare x 1/2" FPT | |
| 113 | 46-5060 | 45° Flare Female Connector | 5/8" Flare x 3/4" FPT | |
| 114 | 46-6040 | 45° Flare Female Connector | 3/4" Flare x 1/2" FPT | |
| 115 | 46-6060 | 45° Flare Female Connector | 3/4" Flare x 3/4" FPT | |
| 116 | 46-7060 | 45° Flare Female Connector | 7/8" Flare x 3/4" FPT | |
| 117 | 48-1010 | 45° Flare Male Connector | 1/8" Flare x 1/8" FPT |  |
| 118 | 48-1510 | 45° Flare Male Connector | 3/16" Flare x 1/8" FPT | |
| 119 | 48-1520 | 45° Flare Male Connector | 3/16" Flare x 1/4" FPT | |
| 120 | 48-2010 | 45° Flare Male Connector | 1/4" Flare x 1/8" FPT | |
| 121 | 48-2020 | 45° Flare Male Connector | 1/4" Flare x 1/4" FPT | |
| 122 | 48-2030 | 45° Flare Male Connector | 1/4" Flare x 3/8" FPT | |
| 123 | 48-2040 | 45° Flare Male Connector | 1/4" Flare x 1/2" FPT | |
| 124 | 48-2510 | 45° Flare Male Connector | 5/16" Flare x 1/8" FPT | |
| 125 | 48-2520 | 45° Flare Male Connector | 5/16" Flare x 1/4" FPT | |
| 126 | 48-2530 | 45° Flare Male Connector | 5/16" Flare x 3/8" FPT | |
| 127 | 48-3010 | 45° Flare Male Connector | 3/8" Flare x 1/8" FPT | |
| 128 | 48-3020 | 45° Flare Male Connector | 3/8" Flare x 1/4" FPT | |
| 129 | 48-3030 | 45° Flare Male Connector | 3/8" Flare x 3/8" FPT | |
| 130 | 48-3040 | 45° Flare Male Connector | 3/8" Flare x 1/2" FPT | |
| 131 | 48-3060 | 45° Flare Male Connector | 3/8" Flare x 3/4" FPT | |
| 132 | 48-3520 | 45° Flare Male Connector | 7/16" Flare x 1/4" FPT | |
| 133 | 48-4020 | 45° Flare Male Connector | 1/2" Flare x 1/4" FPT | |
| 134 | 48-4030 | 45° Flare Male Connector | 1/2" Flare x 3/8" FPT | |
| 135 | 48-4040 | 45° Flare Male Connector | 1/2" Flare x 1/2" FPT | |
| 136 | 48-4060 | 45° Flare Male Connector | 1/2" Flare x 3/4" FPT | |

Flare

| No. | Part No. | Description | Size | Picture |
|-----|------------|----------------------------|------------------------|---|
| 137 | 48-5020 | 45° Flare Male Connector | 5/8" Flare x 1/4" MPT |  |
| 138 | 48-5030 | 45° Flare Male Connector | 5/8" Flare x 3/8" MPT | |
| 139 | 48-5040 | 45° Flare Male Connector | 5/8" Flare x 1/2" MPT | |
| 140 | 48-5060 | 45° Flare Male Connector | 5/8" Flare x 3/4" MPT | |
| 141 | 48-6040 | 45° Flare Male Connector | 3/4" Flare x 1/2" MPT | |
| 142 | 48-6060 | 45° Flare Male Connector | 3/4" Flare x 3/4" MPT | |
| 143 | 48-7040 | 45° Flare Male Connector | 7/8" Flare x 1/2" MPT | |
| 144 | 48-7060 | 45° Flare Male Connector | 7/8" Flare x 3/4" MPT | |
| 145 | 48-8040 | 45° Flare Male Connector | 1" Flare x 1/2" MPT | |
| 146 | 48-8060 | 45° Flare Male Connector | 1" Flare x 3/4" MPT | |
| 147 | 48-8080 | 45° Flare Male Connector | 1" Flare x 1" MPT | |
| 148 | 48-1010-37 | 37° Flare Male Connector | 1/8" Flare x 1/8" MPT |  |
| 149 | 48-1510-37 | 37° Flare Male Connector | 3/16" Flare x 1/8" MPT | |
| 150 | 48-1520-37 | 37° Flare Male Connector | 3/16" Flare x 1/4" MPT | |
| 151 | 48-2010-37 | 37° Flare Male Connector | 1/4" Flare x 1/8" MPT | |
| 152 | 48-2020-37 | 37° Flare Male Connector | 1/4" Flare x 1/4" MPT | |
| 153 | 48-2030-37 | 37° Flare Male Connector | 1/4" Flare x 3/8" MPT | |
| 154 | 48-2040-37 | 37° Flare Male Connector | 1/4" Flare x 1/2" MPT | |
| 155 | 48-2510-37 | 37° Flare Male Connector | 5/16" Flare x 1/8" MPT | |
| 156 | 48-2520-37 | 37° Flare Male Connector | 5/16" Flare x 1/4" MPT | |
| 157 | 48-2530-37 | 37° Flare Male Connector | 5/16" Flare x 3/8" MPT | |
| 158 | 48-3010-37 | 37° Flare Male Connector | 3/8" Flare x 1/8" MPT | |
| 159 | 48-3020-37 | 37° Flare Male Connector | 3/8" Flare x 1/4" MPT | |
| 160 | 48-3030-37 | 37° Flare Male Connector | 3/8" Flare x 3/8" MPT | |
| 161 | 48-3040-37 | 37° Flare Male Connector | 3/8" Flare x 1/2" MPT | |
| 162 | 48-3060-37 | 37° Flare Male Connector | 3/8" Flare x 3/4" MPT | |
| 163 | 48-3520-37 | 37° Flare Male Connector | 7/16" Flare x 1/4" MPT | |
| 164 | 48-4020-37 | 37° Flare Male Connector | 1/2" Flare x 1/4" MPT | |
| 165 | 48-4030-37 | 37° Flare Male Connector | 1/2" Flare x 3/8" MPT | |
| 166 | 48-4040-37 | 37° Flare Male Connector | 1/2" Flare x 1/2" MPT | |
| 167 | 48-4060-37 | 37° Flare Male Connector | 1/2" Flare x 3/4" MPT | |
| 168 | 48-5020-37 | 37° Flare Male Connector | 5/8" Flare x 1/4" MPT | |
| 169 | 48-5030-37 | 37° Flare Male Connector | 5/8" Flare x 3/8" MPT | |
| 170 | 48-5040-37 | 37° Flare Male Connector | 5/8" Flare x 1/2" MPT | |
| 171 | 48-5060-37 | 37° Flare Male Connector | 5/8" Flare x 3/4" MPT | |
| 172 | 48-6040-37 | 37° Flare Male Connector | 3/4" Flare x 1/2" MPT | |
| 173 | 48-6060-37 | 37° Flare Male Connector | 3/4" Flare x 3/4" MPT | |
| 174 | 48-7040-37 | 37° Flare Male Connector | 7/8" Flare x 1/2" MPT | |
| 175 | 48-7060-37 | 37° Flare Male Connector | 7/8" Flare x 3/4" MPT | |
| 176 | 48-8040-37 | 37° Flare Male Connector | 1" Flare x 1/2" MPT | |
| 177 | 48-8060-37 | 37° Flare Male Connector | 1" Flare x 3/4" MPT | |
| 178 | 48-8080-37 | 37° Flare Male Connector | 1" Flare x 1" MPT | |
| 179 | 49-1010 | 90° Male Elbow - 45° Flare | 1/8" Flare x 1/8" MPT |  |
| 180 | 49-1510 | 90° Male Elbow - 45° Flare | 3/16" Flare x 1/8" MPT | |
| 181 | 49-1520 | 90° Male Elbow - 45° Flare | 3/16" Flare x 1/4" MPT | |
| 182 | 49-2010 | 90° Male Elbow - 45° Flare | 1/4" Flare x 1/8" MPT | |
| 183 | 49-2020 | 90° Male Elbow - 45° Flare | 1/4" Flare x 1/4" MPT | |
| 184 | 49-2030 | 90° Male Elbow - 45° Flare | 1/4" Flare x 3/8" MPT | |
| 185 | 49-2040 | 90° Male Elbow - 45° Flare | 1/4" Flare x 1/2" MPT | |
| 186 | 49-2510 | 90° Male Elbow - 45° Flare | 5/16" Flare x 1/8" MPT | |






Flare

| No. | Part No. | Description | Size | Picture |
|-----|------------|-------------------------------------|------------------------|---|
| 187 | 49-2520 | 90° Male Elbow - 45° Flare | 5/16" Flare x 1/4" MPT |  |
| 188 | 49-2530 | 90° Male Elbow - 45° Flare | 5/16" Flare x 3/8" MPT | |
| 189 | 49-3010 | 90° Male Elbow - 45° Flare | 3/8" Flare x 1/8" MPT | |
| 190 | 49-3020 | 90° Male Elbow - 45° Flare | 3/8" Flare x 1/4" MPT | |
| 191 | 49-3030 | 90° Male Elbow - 45° Flare | 3/8" Flare x 3/8" MPT | |
| 192 | 49-3040 | 90° Male Elbow - 45° Flare | 3/8" Flare x 1/2" MPT | |
| 193 | 49-3060 | 90° Male Elbow - 45° Flare | 3/8" Flare x 3/4" MPT | |
| 194 | 49-4020 | 90° Male Elbow - 45° Flare | 1/2" Flare x 1/4" MPT | |
| 195 | 49-4030 | 90° Male Elbow - 45° Flare | 1/2" Flare x 3/8" MPT | |
| 196 | 49-4040 | 90° Male Elbow - 45° Flare | 1/2" Flare x 1/2" MPT | |
| 197 | 49-4060 | 90° Male Elbow - 45° Flare | 1/2" Flare x 3/4" MPT | |
| 198 | 49-5030 | 90° Male Elbow - 45° Flare | 5/8" Flare x 3/8" MPT | |
| 199 | 49-5040 | 90° Male Elbow - 45° Flare | 5/8" Flare x 1/2" MPT | |
| 200 | 49-5060 | 90° Male Elbow - 45° Flare | 5/8" Flare x 3/4" MPT | |
| 201 | 49-6040 | 90° Male Elbow - 45° Flare | 3/4" Flare x 1/2" MPT | |
| 202 | 49-6060 | 90° Male Elbow - 45° Flare | 3/4" Flare x 3/4" MPT | |
| 203 | 49-7060 | 90° Male Elbow - 45° Flare | 7/8" Flare x 3/4" MPT | |
| 204 | 49-8060 | 90° Male Elbow - 45° Flare | 1" Flare x 3/4" MPT | |
| 205 | 49-8080 | 90° Male Elbow - 45° Flare | 1" Flare x 1" MPT | |
| 206 | 49-2020F | 90° Male Elbow - 45° Flare (Forged) | 1/4" Flare x 1/4" MPT |  |
| 207 | 49-3020F | 90° Male Elbow - 45° Flare (Forged) | 3/8" Flare x 1/4" MPT | |
| 208 | 49-3030F | 90° Male Elbow - 45° Flare (Forged) | 3/8" Flare x 3/8" MPT | |
| 209 | 49-3040F | 90° Male Elbow - 45° Flare (Forged) | 3/8" Flare x 1/2" MPT | |
| 210 | 49-4020F | 90° Male Elbow - 45° Flare (Forged) | 1/2" Flare x 1/4" MPT | |
| 211 | 49-4030F | 90° Male Elbow - 45° Flare (Forged) | 1/2" Flare x 3/8" MPT | |
| 212 | 49-4040F | 90° Male Elbow - 45° Flare (Forged) | 1/2" Flare x 1/2" MPT | |
| 213 | 49-4060F | 90° Male Elbow - 45° Flare (Forged) | 1/2" Flare x 3/4" MPT | |
| 214 | 49-5040F | 90° Male Elbow - 45° Flare (Forged) | 5/8" Flare x 1/2" MPT | |
| 215 | 49-5060F | 90° Male Elbow - 45° Flare (Forged) | 5/8" Flare x 3/4" MPT | |
| 216 | 49-1010-37 | 90° Male Elbow - 37° Flare | 1/8" Flare x 1/8" MPT |  |
| 217 | 49-1510-37 | 90° Male Elbow - 37° Flare | 3/16" Flare x 1/8" MPT | |
| 218 | 49-1520-37 | 90° Male Elbow - 37° Flare | 3/16" Flare x 1/4" MPT | |
| 219 | 49-2010-37 | 90° Male Elbow - 37° Flare | 1/4" Flare x 1/8" MPT | |
| 220 | 49-2020-37 | 90° Male Elbow - 37° Flare | 1/4" Flare x 1/4" MPT | |
| 221 | 49-2030-37 | 90° Male Elbow - 37° Flare | 1/4" Flare x 3/8" MPT | |
| 222 | 49-2040-37 | 90° Male Elbow - 37° Flare | 1/4" Flare x 1/2" MPT | |
| 223 | 49-2510-37 | 90° Male Elbow - 37° Flare | 5/16" Flare x 1/8" MPT | |
| 224 | 49-2520-37 | 90° Male Elbow - 37° Flare | 5/16" Flare x 1/4" MPT | |
| 225 | 49-2530-37 | 90° Male Elbow - 37° Flare | 5/16" Flare x 3/8" MPT | |
| 226 | 49-3010-37 | 90° Male Elbow - 37° Flare | 3/8" Flare x 1/8" MPT | |
| 227 | 49-3020-37 | 90° Male Elbow - 37° Flare | 3/8" Flare x 1/4" MPT | |
| 228 | 49-3030-37 | 90° Male Elbow - 37° Flare | 3/8" Flare x 3/8" MPT | |
| 229 | 49-3040-37 | 90° Male Elbow - 37° Flare | 3/8" Flare x 1/2" MPT | |
| 230 | 49-3060-37 | 90° Male Elbow - 37° Flare | 3/8" Flare x 3/4" MPT | |
| 231 | 49-4020-37 | 90° Male Elbow - 37° Flare | 1/2" Flare x 1/4" MPT | |
| 232 | 49-4030-37 | 90° Male Elbow - 37° Flare | 1/2" Flare x 3/8" MPT | |
| 233 | 49-4040-37 | 90° Male Elbow - 37° Flare | 1/2" Flare x 1/2" MPT | |
| 234 | 49-4060-37 | 90° Male Elbow - 37° Flare | 1/2" Flare x 3/4" MPT | |
| 235 | 49-5030-37 | 90° Male Elbow - 37° Flare | 5/8" Flare x 3/8" MPT | |
| 236 | 49-5040-37 | 90° Male Elbow - 37° Flare | 5/8" Flare x 1/2" MPT | |

Flare

| No. | Part No. | Description | Size | Picture |
|-----|-------------|---------------------------------------|--------------------------------------|---|
| 237 | 49-5060-37 | 90° Male Elbow - 37° Flare | 5/8" Flare x 3/4" MPT |  |
| 238 | 49-6040-37 | 90° Male Elbow - 37° Flare | 3/4" Flare x 1/2" MPT | |
| 239 | 49-6060-37 | 90° Male Elbow - 37° Flare | 3/4" Flare x 3/4" MPT | |
| 240 | 49-7060-37 | 90° Male Elbow - 37° Flare | 7/8" Flare x 3/4" MPT | |
| 241 | 49-8060-37 | 90° Male Elbow - 37° Flare | 1" Flare x 3/4" MPT | |
| 242 | 49-8080-37 | 90° Male Elbow - 37° Flare | 1" Flare x 1" MPT |  |
| 243 | 49-2020-37F | 90° Male Elbow - 37° Flare (Forged) | 1/4" Flare x 1/4" MPT | |
| 244 | 49-2520-37F | 90° Male Elbow - 37° Flare (Forged) | 5/16" Flare x 1/4" MPT | |
| 245 | 49-4030-37F | 90° Male Elbow - 37° Flare (Forged) | 1/2" Flare x 3/8" MPT | |
| 246 | 49-4040-37F | 90° Male Elbow - 37° Flare (Forged) | 1/2" Flare x 1/2" MPT | |
| 247 | 49-6060-37F | 90° Male Elbow - 37° Flare (Forged) | 3/4" Flare x 3/4" MPT |  |
| 248 | 50-1510F | 90° Female Elbow - 45° Flare (Forged) | 3/16" Flare x 1/8" FPT | |
| 249 | 50-2010F | 90° Female Elbow - 45° Flare (Forged) | 1/4" Flare x 1/8" FPT | |
| 250 | 50-2020F | 90° Female Elbow - 45° Flare (Forged) | 1/4" Flare x 1/4" FPT | |
| 251 | 50-2030F | 90° Female Elbow - 45° Flare (Forged) | 1/4" Flare x 3/8" FPT | |
| 252 | 50-2510F | 90° Female Elbow - 45° Flare (Forged) | 5/16" Flare x 1/8" FPT | |
| 253 | 50-2520F | 90° Female Elbow - 45° Flare (Forged) | 5/16" Flare x 1/4" FPT | |
| 254 | 50-3010F | 90° Female Elbow - 45° Flare (Forged) | 3/8" Flare x 1/8" FPT | |
| 255 | 50-3020F | 90° Female Elbow - 45° Flare (Forged) | 3/8" Flare x 1/4" FPT | |
| 256 | 50-3030F | 90° Female Elbow - 45° Flare (Forged) | 3/8" Flare x 3/8" FPT | |
| 257 | 50-3040F | 90° Female Elbow - 45° Flare (Forged) | 3/8" Flare x 1/2" FPT | |
| 258 | 50-3060F | 90° Female Elbow - 45° Flare (Forged) | 3/8" Flare x 3/4" FPT | |
| 259 | 50-4020F | 90° Female Elbow - 45° Flare (Forged) | 1/2" Flare x 1/4" FPT | |
| 260 | 50-4030F | 90° Female Elbow - 45° Flare (Forged) | 1/2" Flare x 3/8" FPT | |
| 261 | 50-4040F | 90° Female Elbow - 45° Flare (Forged) | 1/2" Flare x 1/2" FPT | |
| 262 | 50-4060F | 90° Female Elbow - 45° Flare (Forged) | 1/2" Flare x 3/4" FPT | |
| 263 | 50-5030F | 90° Female Elbow - 45° Flare (Forged) | 5/8" Flare x 3/8" FPT | |
| 264 | 50-5040F | 90° Female Elbow - 45° Flare (Forged) | 5/8" Flare x 1/2" FPT | |
| 265 | 50-5060F | 90° Female Elbow - 45° Flare (Forged) | 5/8" Flare x 3/4" FPT | |
| 266 | 50-6040F | 90° Female Elbow - 45° Flare (Forged) | 3/4" Flare x 1/2" FPT | |
| 267 | 50-6060F | 90° Female Elbow - 45° Flare (Forged) | 3/4" Flare x 3/4" FPT | |
| 268 | 50-7060F | 90° Female Elbow - 45° Flare (Forged) | 7/8" Flare x 3/4" FPT |  |
| 269 | 51-1510F | 45° Flare Male Run Tee - Forged | 3/16" Flare x 1/8" MPT x 3/16" Flare | |
| 270 | 51-2010F | 45° Flare Male Run Tee - Forged | 1/4" Flare x 1/8" MPT x 1/4" Flare | |
| 271 | 51-2020F | 45° Flare Male Run Tee - Forged | 1/4" Flare x 1/4" MPT x 1/4" Flare | |
| 272 | 51-2030F | 45° Flare Male Run Tee - Forged | 1/4" Flare x 3/8" MPT x 1/4" Flare | |
| 273 | 51-2510F | 45° Flare Male Run Tee - Forged | 5/16" Flare x 1/8" MPT x 5/16" Flare | |
| 274 | 51-2520F | 45° Flare Male Run Tee - Forged | 5/16" Flare x 1/4" MPT x 5/16" Flare | |
| 275 | 51-3010F | 45° Flare Male Run Tee - Forged | 3/8" Flare x 1/8" MPT x 3/8" Flare | |
| 276 | 51-3020F | 45° Flare Male Run Tee - Forged | 3/8" Flare x 1/4" MPT x 3/8" Flare | |
| 277 | 51-3030F | 45° Flare Male Run Tee - Forged | 3/8" Flare x 3/8" MPT x 3/8" Flare | |
| 278 | 51-3040F | 45° Flare Male Run Tee - Forged | 3/8" Flare x 1/2" MPT x 3/8" Flare | |
| 279 | 51-4020F | 45° Flare Male Run Tee - Forged | 1/2" Flare x 1/4" MPT x 1/2" Flare | |
| 280 | 51-4030F | 45° Flare Male Run Tee - Forged | 1/2" Flare x 3/8" MPT x 1/2" Flare | |
| 281 | 51-4040F | 45° Flare Male Run Tee - Forged | 1/2" Flare x 1/2" MPT x 1/2" Flare | |
| 282 | 51-5030F | 45° Flare Male Run Tee - Forged | 5/8" Flare x 3/8" MPT x 5/8" Flare | |
| 283 | 51-5040F | 45° Flare Male Run Tee - Forged | 5/8" Flare x 1/2" MPT x 5/8" Flare | |
| 284 | 51-5060F | 45° Flare Male Run Tee - Forged | 5/8" Flare x 3/4" MPT x 5/8" Flare | |
| 285 | 51-6040F | 45° Flare Male Run Tee - Forged | 3/4" Flare x 1/2" MPT x 3/4" Flare | |
| 286 | 51-6060F | 45° Flare Male Run Tee - Forged | 3/4" Flare x 3/4" MPT x 3/4" Flare | |

Flare

| No. | Part No. | Description | Size | Picture |
|-----|-------------|-------------------------------------|------------------------|---|
| 287 | 54-1510 | 45° Male Elbow - 45° Flare | 3/16" Flare x 1/8" MPT |  |
| 288 | 54-2010 | 45° Male Elbow - 45° Flare | 1/4" Flare x 1/8" MPT | |
| 289 | 54-2020 | 45° Male Elbow - 45° Flare | 1/4" Flare x 1/4" MPT | |
| 290 | 54-2030 | 45° Male Elbow - 45° Flare | 1/4" Flare x 3/8" MPT | |
| 291 | 54-2510 | 45° Male Elbow - 45° Flare | 5/16" Flare x 1/8" MPT | |
| 292 | 54-2520 | 45° Male Elbow - 45° Flare | 5/16" Flare x 1/4" MPT | |
| 293 | 54-3010 | 45° Male Elbow - 45° Flare | 3/8" Flare x 1/8" MPT | |
| 294 | 54-3020 | 45° Male Elbow - 45° Flare | 3/8" Flare x 1/4" MPT | |
| 295 | 54-3030 | 45° Male Elbow - 45° Flare | 3/8" Flare x 3/8" MPT | |
| 296 | 54-3040 | 45° Male Elbow - 45° Flare | 3/8" Flare x 1/2" MPT | |
| 297 | 54-4030 | 45° Male Elbow - 45° Flare | 1/2" Flare x 3/8" MPT |  |
| 298 | 54-4040 | 45° Male Elbow - 45° Flare | 1/2" Flare x 1/2" MPT | |
| 299 | 54-5030 | 45° Male Elbow - 45° Flare | 5/8" Flare x 3/8" MPT | |
| 300 | 54-5040 | 45° Male Elbow - 45° Flare | 5/8" Flare x 1/2" MPT | |
| 301 | 54-6040 | 45° Male Elbow - 45° Flare | 3/4" Flare x 1/2" MPT | |
| 302 | 54-6060 | 45° Male Elbow - 45° Flare | 3/4" Flare x 3/4" MPT | |
| 303 | 54-1510F | 45° Male Elbow - 45° Flare (Forged) | 3/16" Flare x 1/8" MPT | |
| 304 | 54-2010F | 45° Male Elbow - 45° Flare (Forged) | 1/4" Flare x 1/8" MPT | |
| 305 | 54-2020F | 45° Male Elbow - 45° Flare (Forged) | 1/4" Flare x 1/4" MPT | |
| 306 | 54-2030F | 45° Male Elbow - 45° Flare (Forged) | 1/4" Flare x 3/8" MPT | |
| 307 | 54-2510F | 45° Male Elbow - 45° Flare (Forged) | 5/16" Flare x 1/8" MPT |  |
| 308 | 54-2520F | 45° Male Elbow - 45° Flare (Forged) | 5/16" Flare x 1/4" MPT | |
| 309 | 54-3020F | 45° Male Elbow - 45° Flare (Forged) | 3/8" Flare x 1/4" MPT | |
| 310 | 54-3030F | 45° Male Elbow - 45° Flare (Forged) | 3/8" Flare x 3/8" MPT | |
| 311 | 54-3040F | 45° Male Elbow - 45° Flare (Forged) | 3/8" Flare x 1/2" MPT | |
| 312 | 54-4030F | 45° Male Elbow - 45° Flare (Forged) | 1/2" Flare x 3/8" MPT | |
| 313 | 54-4040F | 45° Male Elbow - 45° Flare (Forged) | 1/2" Flare x 1/2" MPT | |
| 314 | 54-5030F | 45° Male Elbow - 45° Flare (Forged) | 5/8" Flare x 3/8" MPT | |
| 315 | 54-5040F | 45° Male Elbow - 45° Flare (Forged) | 5/8" Flare x 1/2" MPT | |
| 316 | 54-6040F | 45° Male Elbow - 45° Flare (Forged) | 3/4" Flare x 1/2" MPT | |
| 317 | 54-6060F | 45° Male Elbow - 45° Flare (Forged) | 3/4" Flare x 3/4" MPT |  |
| 318 | 54-2010-37 | 45° Male Elbow - 37° Flare | 1/4" Flare x 1/8" MPT | |
| 319 | 54-2020-37 | 45° Male Elbow - 37° Flare | 1/4" Flare x 1/4" MPT | |
| 320 | 54-2030-37 | 45° Male Elbow - 37° Flare | 1/4" Flare x 3/8" MPT | |
| 321 | 54-2510-37 | 45° Male Elbow - 37° Flare | 5/16" Flare x 1/8" MPT | |
| 322 | 54-2520-37 | 45° Male Elbow - 37° Flare | 5/16" Flare x 1/4" MPT | |
| 323 | 54-3010-37 | 45° Male Elbow - 37° Flare | 3/8" Flare x 1/8" MPT | |
| 324 | 54-3020-37 | 45° Male Elbow - 37° Flare | 3/8" Flare x 1/4" MPT | |
| 325 | 54-3030-37 | 45° Male Elbow - 37° Flare | 3/8" Flare x 3/8" MPT | |
| 326 | 54-3040-37 | 45° Male Elbow - 37° Flare | 3/8" Flare x 1/2" MPT | |
| 327 | 54-4030-37 | 45° Male Elbow - 37° Flare | 1/2" Flare x 3/8" MPT |  |
| 328 | 54-4040-37 | 45° Male Elbow - 37° Flare | 1/2" Flare x 1/2" MPT | |
| 329 | 54-5030-37 | 45° Male Elbow - 37° Flare | 5/8" Flare x 3/8" MPT | |
| 330 | 54-5040-37 | 45° Male Elbow - 37° Flare | 5/8" Flare x 1/2" MPT | |
| 331 | 54-6040-37 | 45° Male Elbow - 37° Flare | 3/4" Flare x 1/2" MPT | |
| 332 | 54-6060-37 | 45° Male Elbow - 37° Flare | 3/4" Flare x 3/4" MPT | |
| 333 | 54-1510-37F | 45° Male Elbow - 37° Flare (Forged) | 3/16" Flare x 1/8" MPT | |
| 334 | 54-2010-37F | 45° Male Elbow - 37° Flare (Forged) | 1/4" Flare x 1/8" MPT | |
| 335 | 54-2020-37F | 45° Male Elbow - 37° Flare (Forged) | 1/4" Flare x 1/4" MPT | |
| 336 | 54-2030-37F | 45° Male Elbow - 37° Flare (Forged) | 1/4" Flare x 3/8" MPT | |
| 337 | 54-2510-37F | 45° Male Elbow - 37° Flare (Forged) | 5/16" Flare x 1/8" MPT | |

Flare

| No. | Part No. | Description | Size | Picture |
|-----|--------------|--|--------------------------------------|---|
| 338 | 54-2520-37F | 45° Male Elbow - 37° Flare (Forged) | 5/16" Flare x 1/4" MPT |  |
| 339 | 54-3020-37F | 45° Male Elbow - 37° Flare (Forged) | 3/8" Flare x 1/4" MPT | |
| 340 | 54-3030-37F | 45° Male Elbow - 37° Flare (Forged) | 3/8" Flare x 3/8" MPT | |
| 341 | 54-3040-37F | 45° Male Elbow - 37° Flare (Forged) | 3/8" Flare x 1/2" MPT | |
| 342 | 54-4030-37F | 45° Male Elbow - 37° Flare (Forged) | 1/2" Flare x 3/8" MPT | |
| 343 | 54-4040-37F | 45° Male Elbow - 37° Flare (Forged) | 1/2" Flare x 1/2" MPT | |
| 344 | 54-5030-37F | 45° Male Elbow - 37° Flare (Forged) | 5/8" Flare x 3/8" MPT | |
| 345 | 54-5040-37F | 45° Male Elbow - 37° Flare (Forged) | 5/8" Flare x 1/2" MPT | |
| 346 | 54-6040-37F | 45° Male Elbow - 37° Flare (Forged) | 3/4" Flare x 1/2" MPT | |
| 347 | 54-6060-37F | 45° Male Elbow - 37° Flare (Forged) | 3/4" Flare x 3/4" MPT | |
| 348 | 54SW-3020-37 | 45° Male Elbow with 37° Swivel Flare Nut | 3/8" 37° Swivel Flare Nut x 1/4" MPT |  |
| 349 | 54SW-3030-37 | 45° Male Elbow with 37° Swivel Flare Nut | 3/8" 37° Swivel Flare Nut x 3/8" MPT | |
| 350 | 55SW-3020-37 | 90° Male Elbow with 37° Swivel Flare Nut | 3/8" 37° Swivel Flare Nut x 1/4" MPT |  |
| 351 | 55SW-3030-37 | 90° Male Elbow with 37° Swivel Flare Nut | 3/8" 37° Swivel Flare Nut x 3/8" MPT | |
| 352 | 55-10F | 90° Union Elbow - 45° Flare (Forged) | 1/8" Flare |  |
| 353 | 55-15F | 90° Union Elbow - 45° Flare (Forged) | 3/16" Flare | |
| 354 | 55-20F | 90° Union Elbow - 45° Flare (Forged) | 1/4" Flare | |
| 355 | 55-25F | 90° Union Elbow - 45° Flare (Forged) | 5/16" Flare | |
| 356 | 55-30F | 90° Union Elbow - 45° Flare (Forged) | 3/8" Flare | |
| 357 | 55-40F | 90° Union Elbow - 45° Flare (Forged) | 1/2" Flare | |
| 358 | 55-50F | 90° Union Elbow - 45° Flare (Forged) | 5/8" Flare | |
| 359 | 55-60F | 90° Union Elbow - 45° Flare (Forged) | 3/4" Flare | |
| 360 | 55-70F | 90° Union Elbow - 45° Flare (Forged) | 7/8" Flare | |
| 361 | 56-15 | 45° Flare Cap | 3/16" Flare |  |
| 362 | 56-20 | 45° Flare Cap | 1/4" Flare | |
| 363 | 56-25 | 45° Flare Cap | 5/16" Flare | |
| 364 | 56-30 | 45° Flare Cap | 3/8" Flare | |
| 365 | 56-40 | 45° Flare Cap | 1/2" Flare | |
| 366 | 56-50 | 45° Flare Cap | 5/8" Flare | |
| 367 | 56-60 | 45° Flare Cap | 3/4" Flare | |
| 368 | 58-15 | 45° Flare Sealing Plug | 3/16" Flare |  |
| 369 | 58-20 | 45° Flare Sealing Plug | 1/4" Flare | |
| 370 | 58-25 | 45° Flare Sealing Plug | 5/16" Flare | |
| 371 | 58-30 | 45° Flare Sealing Plug | 3/8" Flare | |
| 372 | 58-40 | 45° Flare Sealing Plug | 1/2" Flare | |
| 373 | 58-50 | 45° Flare Sealing Plug | 5/8" Flare | |
| 374 | 58-60 | 45° Flare Sealing Plug | 3/4" Flare | |







Compression

| No. | Part No. | Description | Size | Picture |
|-----|-----------|------------------------------------|-------------|---|
| 375 | 60-10 | Comp. Sleeve | 1/8" Comp. |  |
| 376 | 60-5/32 | Comp. Sleeve | 5/32" Comp. | |
| 377 | 60-15 | Comp. Sleeve | 3/16" Comp. | |
| 378 | 60-20 | Comp. Sleeve | 1/4" Comp. | |
| 379 | 60-25 | Comp. Sleeve | 5/16" Comp. | |
| 380 | 60-30 | Comp. Sleeve | 3/8" Comp. | |
| 381 | 60-35 | Comp. Sleeve | 7/16" Comp. | |
| 382 | 60-40 | Comp. Sleeve | 1/2" Comp. | |
| 383 | 60-50 | Comp. Sleeve | 5/8" Comp. | |
| 384 | 60-60 | Comp. Sleeve | 3/4" Comp. | |
| 385 | 60-70 | Comp. Sleeve | 7/8" Comp. | |
| 386 | 61-10 | Comp. Nut | 1/8" Comp. |  |
| 387 | 61-5/32 | Comp. Nut | 5/32" Comp. | |
| 388 | 61-15 | Comp. Nut | 3/16" Comp. | |
| 389 | 61-20 | Comp. Nut | 1/4" Comp. | |
| 390 | 61-25 | Comp. Nut | 5/16" Comp. | |
| 391 | 61-30 | Comp. Nut | 3/8" Comp. | |
| 392 | 61-35 | Comp. Nut | 7/16" Comp. | |
| 393 | 61-40 | Comp. Nut | 1/2" Comp. | |
| 394 | 61-50 | Comp. Nut | 5/8" Comp. | |
| 395 | 61-60 | Comp. Nut | 3/4" Comp. | |
| 396 | 61-70 | Comp. Nut | 7/8" Comp. | |
| 397 | 61L-10 | Comp. Nut - Long | 1/8" Comp. |  |
| 398 | 61L-15 | Comp. Nut - Long | 3/16" Comp. | |
| 399 | 61L-20 | Comp. Nut - Long | 1/4" Comp. | |
| 400 | 61L-25 | Comp. Nut - Long | 5/16" Comp. | |
| 401 | 61L-30 | Comp. Nut - Long | 3/8" Comp. | |
| 402 | 61L-35 | Comp. Nut - Long | 7/16" Comp. | |
| 403 | 61L-40 | Comp. Nut - Long | 1/2" Comp. | |
| 404 | 61L-50 | Comp. Nut - Long | 5/8" Comp. | |
| 405 | 61L-60 | Comp. Nut - Long | 3/4" Comp. | |
| 406 | 61-20-CAP | Comp. Cap | 1/4" Comp. |  |
| 407 | 61-30-CAP | Comp. Cap | 3/8" Comp. | |
| 408 | 61-40-CAP | Comp. Cap | 1/2" Comp. | |
| 409 | 61-50-CAP | Comp. Cap | 5/8" Comp. | |
| 410 | CS61-10 | Captive Brass Sleeve & Nut - Comp. | 1/8" Comp. |  |
| 411 | CS61-20 | Captive Brass Sleeve & Nut - Comp. | 1/4" Comp. | |
| 412 | CS61-30 | Captive Brass Sleeve & Nut - Comp. | 3/8" Comp. | |
| 413 | CS61-40 | Captive Brass Sleeve & Nut - Comp. | 1/2" Comp. | |
| 414 | CS61-60 | Captive Brass Sleeve & Nut - Comp. | 3/4" Comp. | |
| 415 | 260-10 | Comp. In-Line Sleeve | 1/8" Comp. |  |
| 416 | 260-15 | Comp. In-Line Sleeve | 3/16" Comp. | |
| 417 | 260-20 | Comp. In-Line Sleeve | 1/4" Comp. | |
| 418 | 260-25 | Comp. In-Line Sleeve | 5/16" Comp. | |
| 419 | 260-30 | Comp. In-Line Sleeve | 3/8" Comp. | |
| 420 | 260-40 | Comp. In-Line Sleeve | 1/2" Comp. | |
| 421 | 260-50 | Comp. In-Line Sleeve | 5/8" Comp. | |

Compression

| No. | Part No. | Description | Size | Picture |
|-----|----------|----------------------------------|--------------------------|---|
| 422 | 62-10 | Comp. Union | 1/8" Comp. |  |
| 423 | 62-5/32 | Comp. Union | 5/32" Comp. | |
| 424 | 62-15 | Comp. Union | 3/16" Comp. | |
| 425 | 62-20 | Comp. Union | 1/4" Comp. | |
| 426 | 62-25 | Comp. Union | 5/16" Comp. | |
| 427 | 62-30 | Comp. Union | 3/8" Comp. | |
| 428 | 62-35 | Comp. Union | 7/16" Comp. | |
| 429 | 62-40 | Comp. Union | 1/2" Comp. | |
| 430 | 62-50 | Comp. Union | 5/8" Comp. | |
| 431 | 62-60 | Comp. Union | 3/4" Comp. | |
| 432 | 62-70 | Comp. Union | 7/8" Comp. | |
| 433 | 62-1510 | Comp. Union - Reducing | 3/16" Comp. x 1/8" Comp. |  |
| 434 | 62-2010 | Comp. Union - Reducing | 1/4" Comp. x 1/8" Comp. | |
| 435 | 62-2015 | Comp. Union - Reducing | 1/4" Comp. x 3/16" Comp. | |
| 436 | 62-2520 | Comp. Union - Reducing | 5/16" Comp. x 1/4" Comp. | |
| 437 | 62-3020 | Comp. Union - Reducing | 3/8" Comp. x 1/4" Comp. | |
| 438 | 62-3025 | Comp. Union - Reducing | 3/8" Comp. x 5/16" Comp. | |
| 439 | 62-4030 | Comp. Union - Reducing | 1/2" Comp. x 3/8" Comp. | |
| 440 | 62-5030 | Comp. Union - Reducing | 5/8" Comp. x 3/8" Comp. | |
| 441 | 62-5040 | Comp. Union - Reducing | 5/8" Comp. x 1/2" Comp. | |
| 442 | 64-10F | Comp. Union Tee - Forged | 1/8" Comp. All Ends |  |
| 443 | 64-15F | Comp. Union Tee - Forged | 3/16" Comp. All Ends | |
| 444 | 64-20F | Comp. Union Tee - Forged | 1/4" Comp. All Ends | |
| 445 | 64-25F | Comp. Union Tee - Forged | 5/16" Comp. All Ends | |
| 446 | 64-30F | Comp. Union Tee - Forged | 3/8" Comp. All Ends | |
| 447 | 64-35F | Comp. Union Tee - Forged | 7/16" Comp. All Ends | |
| 448 | 64-40F | Comp. Union Tee - Forged | 1/2" Comp. All Ends | |
| 449 | 64-50F | Comp. Union Tee - Forged | 5/8" Comp. All Ends | |
| 450 | 64-60F | Comp. Union Tee - Forged | 3/4" Comp. All Ends | |
| 451 | 64-70F | Comp. Union Tee - Forged | 7/8" Comp. All Ends | |
| 452 | 64-10 | Comp. Union Tee | 1/8" Comp. All Ends |  |
| 453 | 64-15 | Comp. Union Tee | 3/16" Comp. All Ends | |
| 454 | 64-20 | Comp. Union Tee | 1/4" Comp. All Ends | |
| 455 | 64-25 | Comp. Union Tee | 5/16" Comp. All Ends | |
| 456 | 64-30 | Comp. Union Tee | 3/8" Comp. All Ends | |
| 457 | 64-35 | Comp. Union Tee | 7/16" Comp. All Ends | |
| 458 | 64-40 | Comp. Union Tee | 1/2" Comp. All Ends | |
| 459 | 64-50 | Comp. Union Tee | 5/8" Comp. All Ends | |
| 460 | 64-60 | Comp. Union Tee | 3/4" Comp. All Ends | |
| 461 | 64-70 | Comp. Union Tee | 7/8" Comp. All Ends | |
| 462 | 65-10F | 90° Union Elbow - Comp. (Forged) | 1/8" Comp. |  |
| 463 | 65-15F | 90° Union Elbow - Comp. (Forged) | 3/16" Comp. | |
| 464 | 65-20F | 90° Union Elbow - Comp. (Forged) | 1/4" Comp. | |
| 465 | 65-30F | 90° Union Elbow - Comp. (Forged) | 3/8" Comp. | |
| 466 | 65-40F | 90° Union Elbow - Comp. (Forged) | 1/2" Comp. | |
| 467 | 65-50F | 90° Union Elbow - Comp. (Forged) | 5/8" Comp. | |
| 468 | 65-60F | 90° Union Elbow - Comp. (Forged) | 3/4" Comp. | |




Compression

| No. | Part No. | Description | Size | Picture |
|-----|-----------|---|-------------------------------------|---|
| 469 | 65-10 | 90° Union Elbow - Comp. | 1/8" Comp. |  |
| 470 | 65-15 | 90° Union Elbow - Comp. | 3/16" Comp. | |
| 471 | 65-20 | 90° Union Elbow - Comp. | 1/4" Comp. | |
| 472 | 65-25 | 90° Union Elbow - Comp. | 5/16" Comp. | |
| 473 | 65-30 | 90° Union Elbow - Comp. | 3/8" Comp. | |
| 474 | 65-35 | 90° Union Elbow - Comp. | 7/16" Comp. |  |
| 475 | 65-40 | 90° Union Elbow - Comp. | 1/2" Comp. | |
| 476 | 65-50 | 90° Union Elbow - Comp. | 5/8" Comp. | |
| 477 | 65-60 | 90° Union Elbow - Comp. | 3/4" Comp. | |
| 478 | 65-70 | 90° Union Elbow - Comp. | 7/8" Comp. | |
| 479 | 65-80 | 90° Union Elbow - Comp. | 1" Comp. |  |
| 480 | 66-1005 | Comp. Female Connector | 1/8" Comp. x 1/16" FPT | |
| 481 | 66-1010 | Comp. Female Connector | 1/8" Comp. x 1/8" FPT | |
| 482 | 66-1510 | Comp. Female Connector | 3/16" Comp. x 1/8" FPT | |
| 483 | 66-1520 | Comp. Female Connector | 3/16" Comp. x 1/4" FPT | |
| 484 | 66-2010 | Comp. Female Connector | 1/4" Comp. x 1/8" FPT | |
| 485 | 66-2020 | Comp. Female Connector | 1/4" Comp. x 1/4" FPT | |
| 486 | 66-2030 | Comp. Female Connector | 1/4" Comp. x 3/8" FPT | |
| 487 | 66-2040 | Comp. Female Connector | 1/4" Comp. x 1/2" FPT | |
| 488 | 66-2510 | Comp. Female Connector | 5/16" Comp. x 1/8" FPT | |
| 489 | 66-2520 | Comp. Female Connector | 5/16" Comp. x 1/4" FPT | |
| 490 | 66-3010 | Comp. Female Connector | 3/8" Comp. x 1/8" FPT | |
| 491 | 66-3020 | Comp. Female Connector | 3/8" Comp. x 1/4" FPT | |
| 492 | 66-3030 | Comp. Female Connector | 3/8" Comp. x 3/8" FPT | |
| 493 | 66-3040 | Comp. Female Connector | 3/8" Comp. x 1/2" FPT | |
| 494 | 66-3060 | Comp. Female Connector | 3/8" Comp. x 3/4" FPT | |
| 495 | 66-3510 | Comp. Female Connector | 7/16" Comp. x 1/8" FPT | |
| 496 | 66-4020 | Comp. Female Connector | 1/2" Comp. x 1/4" FPT | |
| 497 | 66-4030 | Comp. Female Connector | 1/2" Comp. x 3/8" FPT | |
| 498 | 66-4040 | Comp. Female Connector | 1/2" Comp. x 1/2" FPT | |
| 499 | 66-4060 | Comp. Female Connector | 1/2" Comp. x 3/4" FPT |  |
| 500 | 66-5030 | Comp. Female Connector | 5/8" Comp. x 3/8" FPT | |
| 501 | 66-5040 | Comp. Female Connector | 5/8" Comp. x 1/2" FPT | |
| 502 | 66-5060 | Comp. Female Connector | 5/8" Comp. x 3/4" FPT | |
| 503 | 66-6040 | Comp. Female Connector | 3/4" Comp. x 1/2" FPT | |
| 504 | 66-6060 | Comp. Female Connector | 3/4" Comp. x 3/4" FPT | |
| 505 | 66-7060 | Comp. Female Connector | 7/8" Comp. x 3/4" FPT |  |
| 506 | ST66-3030 | Comp. Female Connector - (Slip-Thru Tank Style) | 3/8" Comp. x 3/8" FPT | |
| 507 | ST66-3040 | Comp. Female Connector - (Slip-Thru Tank Style) | 3/8" Comp. x 1/2" FPT | |
| 508 | ST66-4030 | Comp. Female Connector - (Slip-Thru Tank Style) | 1/2" Comp. x 3/8" FPT | |
| 509 | ST66-4040 | Comp. Female Connector - (Slip-Thru Tank Style) | 1/2" Comp. x 1/2" FPT | |
| 510 | ST66-5040 | Comp. Female Connector - (Slip-Thru Tank Style) | 5/8" Comp. x 1/2" FPT |  |
| 511 | 686-3020 | Conversion - Comp. | 3/8" Female Comp. x 1/4" Male Comp. | |
| 512 | 686-4030 | Conversion - Comp. | 1/2" Female Comp. x 3/8" Male Comp. | |

Compression

| No. | Part No. | Description | Size | Picture |
|-----|-----------|---|------------------------|---|
| 513 | 68-1005 | Comp. Male Connector | 1/8" Comp. x 1/16" MPT |  |
| 514 | 68-1010 | Comp. Male Connector | 1/8" Comp. x 1/8" MPT | |
| 515 | 68-1510 | Comp. Male Connector | 3/16" Comp. x 1/8" MPT | |
| 516 | 68-1520 | Comp. Male Connector | 3/16" Comp. x 1/4" MPT | |
| 517 | 68-2010 | Comp. Male Connector | 1/4" Comp. x 1/8" MPT | |
| 518 | 68-2020 | Comp. Male Connector | 1/4" Comp. x 1/4" MPT | |
| 519 | 68-2030 | Comp. Male Connector | 1/4" Comp. x 3/8" MPT | |
| 520 | 68-2040 | Comp. Male Connector | 1/4" Comp. x 1/2" MPT | |
| 521 | 68-2510 | Comp. Male Connector | 5/16" Comp. x 1/8" MPT | |
| 522 | 68-2520 | Comp. Male Connector | 5/16" Comp. x 1/4" MPT | |
| 523 | 68-2530 | Comp. Male Connector | 5/16" Comp. x 3/8" MPT | |
| 524 | 68-2540 | Comp. Male Connector | 5/16" Comp. x 1/2" MPT | |
| 525 | 68-3010 | Comp. Male Connector | 3/8" Comp. x 1/8" MPT | |
| 526 | 68-3020 | Comp. Male Connector | 3/8" Comp. x 1/4" MPT | |
| 527 | 68-3030 | Comp. Male Connector | 3/8" Comp. x 3/8" MPT | |
| 528 | 68-3040 | Comp. Male Connector | 3/8" Comp. x 1/2" MPT | |
| 529 | 68-3060 | Comp. Male Connector | 3/8" Comp. x 3/4" MPT | |
| 530 | 68-3520 | Comp. Male Connector | 7/16" Comp. x 1/4" MPT | |
| 531 | 68-3530 | Comp. Male Connector | 7/16" Comp. x 3/8" MPT | |
| 532 | 68-4020 | Comp. Male Connector | 1/2" Comp. x 1/4" MPT | |
| 533 | 68-4030 | Comp. Male Connector | 1/2" Comp. x 3/8" MPT | |
| 534 | 68-4040 | Comp. Male Connector | 1/2" Comp. x 1/2" MPT | |
| 535 | 68-4060 | Comp. Male Connector | 1/2" Comp. x 3/4" MPT | |
| 536 | 68-5030 | Comp. Male Connector | 5/8" Comp. x 3/8" MPT | |
| 537 | 68-5040 | Comp. Male Connector | 5/8" Comp. x 1/2" MPT | |
| 538 | 68-5060 | Comp. Male Connector | 5/8" Comp. x 3/4" MPT | |
| 539 | 68-6040 | Comp. Male Connector | 3/4" Comp. x 1/2" MPT | |
| 540 | 68-6060 | Comp. Male Connector | 3/4" Comp. x 3/4" MPT | |
| 541 | 68-7040 | Comp. Male Connector | 7/8" Comp. x 1/2" MPT | |
| 542 | 68-7060 | Comp. Male Connector | 7/8" Comp. x 3/4" MPT | |
| 543 | 68-8060 | Comp. Male Connector | 1" Comp. x 3/4" MPT | |
| 544 | 68-8080 | Comp. Male Connector | 1" Comp. x 1" MPT | |
| 545 | ST68-2020 | Comp. Male Connector - (Slip-Thru Tank Style) | 1/4" Comp. x 1/4" MPT |  |
| 546 | ST68-3030 | Comp. Male Connector - (Slip-Thru Tank Style) | 3/8" Comp. x 3/8" MPT | |
| 547 | ST68-3040 | Comp. Male Connector - (Slip-Thru Tank Style) | 3/8" Comp. x 1/2" MPT | |
| 548 | ST68-4040 | Comp. Male Connector - (Slip-Thru Tank Style) | 1/2" Comp. x 1/2" MPT | |
| 549 | ST68-5040 | Comp. Male Connector - (Slip-Thru Tank Style) | 5/8" Comp. x 1/2" MPT | |
| 550 | ST68-5060 | Comp. Male Connector - (Slip-Thru Tank Style) | 5/8" Comp. x 3/4" MPT | |
| 551 | 69-1005 | 90° Male Elbow - Comp. | 1/8" Comp. x 1/16" MPT |  |
| 552 | 69-1010 | 90° Male Elbow - Comp. | 1/8" Comp. x 1/8" MPT | |
| 553 | 69-1510 | 90° Male Elbow - Comp. | 3/16" Comp. x 1/8" MPT | |
| 554 | 69-1520 | 90° Male Elbow - Comp. | 3/16" Comp. x 1/4" MPT | |
| 555 | 69-2010 | 90° Male Elbow - Comp. | 1/4" Comp. x 1/8" MPT | |
| 556 | 69-2020 | 90° Male Elbow - Comp. | 1/4" Comp. x 1/4" MPT | |
| 557 | 69-2030 | 90° Male Elbow - Comp. | 1/4" Comp. x 3/8" MPT | |
| 558 | 69-2040 | 90° Male Elbow - Comp. | 1/4" Comp. x 1/2" MPT | |
| 559 | 69-2510 | 90° Male Elbow - Comp. | 5/16" Comp. x 1/8" MPT | |
| 560 | 69-2520 | 90° Male Elbow - Comp. | 5/16" Comp. x 1/4" MPT | |



Compression

| No. | Part No. | Description | Size | Picture |
|-----|----------|---------------------------------|------------------------|---|
| 561 | 69-2530 | 90° Male Elbow - Comp. | 5/16" Comp. x 3/8" MPT |  |
| 562 | 69-3010 | 90° Male Elbow - Comp. | 3/8" Comp. x 1/8" MPT | |
| 563 | 69-3020 | 90° Male Elbow - Comp. | 3/8" Comp. x 1/4" MPT | |
| 564 | 69-3030 | 90° Male Elbow - Comp. | 3/8" Comp. x 3/8" MPT | |
| 565 | 69-3040 | 90° Male Elbow - Comp. | 3/8" Comp. x 1/2" MPT | |
| 566 | 69-3060 | 90° Male Elbow - Comp. | 3/8" Comp. x 3/4" MPT | |
| 567 | 69-3520 | 90° Male Elbow - Comp. | 7/16" Comp. x 1/4" MPT | |
| 568 | 69-3530 | 90° Male Elbow - Comp. | 7/16" Comp. x 3/8" MPT | |
| 569 | 69-4020 | 90° Male Elbow - Comp. | 1/2" Comp. x 1/4" MPT | |
| 570 | 69-4030 | 90° Male Elbow - Comp. | 1/2" Comp. x 3/8" MPT | |
| 571 | 69-4040 | 90° Male Elbow - Comp. | 1/2" Comp. x 1/2" MPT | |
| 572 | 69-4060 | 90° Male Elbow - Comp. | 1/2" Comp. x 3/4" MPT | |
| 573 | 69-5030 | 90° Male Elbow - Comp. | 5/8" Comp. x 3/8" MPT | |
| 574 | 69-5040 | 90° Male Elbow - Comp. | 5/8" Comp. x 1/2" MPT | |
| 575 | 69-5060 | 90° Male Elbow - Comp. | 5/8" Comp. x 3/4" MPT | |
| 576 | 69-6040 | 90° Male Elbow - Comp. | 3/4" Comp. x 1/2" MPT | |
| 577 | 69-6060 | 90° Male Elbow - Comp. | 3/4" Comp. x 3/4" MPT | |
| 578 | 69-7060 | 90° Male Elbow - Comp. | 7/8" Comp. x 3/4" MPT | |
| 579 | 69-8060 | 90° Male Elbow - Comp. | 1" Comp. x 3/4" MPT | |
| 580 | 69-2040F | 90° Male Elbow - Comp. (Forged) | 1/4" Comp. x 1/2" MPT |  |
| 581 | 69-3010F | 90° Male Elbow - Comp. (Forged) | 3/8" Comp. x 1/8" MPT | |
| 582 | 69-3030F | 90° Male Elbow - Comp. (Forged) | 3/8" Comp. x 3/8" MPT | |
| 583 | 69-3040F | 90° Male Elbow - Comp. (Forged) | 3/8" Comp. x 1/2" MPT | |
| 584 | 69-3530F | 90° Male Elbow - Comp. (Forged) | 7/16" Comp. x 3/8" MPT | |
| 585 | 69-4020F | 90° Male Elbow - Comp. (Forged) | 1/2" Comp. x 1/8" MPT | |
| 586 | 69-4040F | 90° Male Elbow - Comp. (Forged) | 1/2" Comp. x 1/2" MPT | |
| 587 | 69-4060F | 90° Male Elbow - Comp. (Forged) | 1/2" Comp. x 3/4" MPT | |
| 588 | 69-5030F | 90° Male Elbow - Comp. (Forged) | 5/8" Comp. x 3/8" MPT | |
| 589 | 69-5040F | 90° Male Elbow - Comp. (Forged) | 5/8" Comp. x 1/2" MPT | |
| 590 | 69-6030F | 90° Male Elbow - Comp. (Forged) | 3/4" Comp. x 3/8" MPT | |
| 591 | 69-6040F | 90° Male Elbow - Comp. (Forged) | 3/4" Comp. x 1/2" MPT | |
| 592 | 69-6060F | 90° Male Elbow - Comp. (Forged) | 3/4" Comp. x 3/4" MPT | |
| 593 | 70-1010 | 90° Female Elbow - Comp. | 1/8" Comp. x 1/8" FPT |  |
| 594 | 70-1030 | 90° Female Elbow - Comp. | 1/8" Comp. x 3/8" FPT | |
| 595 | 70-1510 | 90° Female Elbow - Comp. | 3/16" Comp. x 1/8" FPT | |
| 596 | 70-2010 | 90° Female Elbow - Comp. | 1/4" Comp. x 1/8" FPT | |
| 597 | 70-2020 | 90° Female Elbow - Comp. | 1/4" Comp. x 1/4" FPT | |
| 598 | 70-2030 | 90° Female Elbow - Comp. | 1/4" Comp. x 3/8" FPT | |
| 599 | 70-2040 | 90° Female Elbow - Comp. | 1/4" Comp. x 1/2" FPT | |
| 600 | 70-2510 | 90° Female Elbow - Comp. | 5/16" Comp. x 1/8" FPT | |
| 601 | 70-2520 | 90° Female Elbow - Comp. | 5/16" Comp. x 1/4" FPT | |
| 602 | 70-3010 | 90° Female Elbow - Comp. | 3/8" Comp. x 1/8" FPT | |
| 603 | 70-3020 | 90° Female Elbow - Comp. | 3/8" Comp. x 1/4" FPT | |
| 604 | 70-3030 | 90° Female Elbow - Comp. | 3/8" Comp. x 3/8" FPT | |
| 605 | 70-3040 | 90° Female Elbow - Comp. | 3/8" Comp. x 1/2" FPT | |
| 606 | 70-3060 | 90° Female Elbow - Comp. | 3/8" Comp. x 3/4" FPT | |
| 607 | 70-4020 | 90° Female Elbow - Comp. | 1/2" Comp. x 1/4" FPT | |
| 608 | 70-4030 | 90° Female Elbow - Comp. | 1/2" Comp. x 3/8" FPT | |
| 609 | 70-4040 | 90° Female Elbow - Comp. | 1/2" Comp. x 1/2" FPT | |



Compression

| No. | Part No. | Description | Size | Picture |
|-----|-----------|---|--------------------------------------|---|
| 610 | 70-4060 | 90° Female Elbow - Comp. | 1/2" Comp. x 3/4" FPT |  |
| 611 | 70-5040 | 90° Female Elbow - Comp. | 5/8" Comp. x 1/2" FPT | |
| 612 | 70-6040 | 90° Female Elbow - Comp. | 3/4" Comp. x 1/2" FPT | |
| 613 | 70-3010F | 90° Female Elbow - Comp. (Forged) | 3/8" Comp. x 1/8" FPT |  |
| 614 | 70-3020F | 90° Female Elbow - Comp. (Forged) | 3/8" Comp. x 1/4" FPT | |
| 615 | B70-3010F | 90° Female Elbow - Comp. Body Only (Forged) | 3/8" Comp. x 1/8" FPT |  |
| 616 | B70-3020F | 90° Female Elbow - Comp. Body Only (Forged) | 3/8" Comp. x 1/4" FPT | |
| 617 | 71-1010F | Comp. Male Run Tee - Forged | 1/8" Comp. x 1/8" MPT x 1/8" Comp. |  |
| 618 | 71-1510F | Comp. Male Run Tee - Forged | 3/16" Comp. x 1/8" MPT x 3/16" Comp. | |
| 619 | 71-2010F | Comp. Male Run Tee - Forged | 1/4" Comp. x 1/8" MPT x 1/4" Comp. | |
| 620 | 71-2020F | Comp. Male Run Tee - Forged | 1/4" Comp. x 1/4" MPT x 1/4" Comp. | |
| 621 | 71-2510F | Comp. Male Run Tee - Forged | 5/16" Comp. x 1/8" MPT x 5/16" Comp. | |
| 622 | 71-2520F | Comp. Male Run Tee - Forged | 5/16" Comp. x 1/4" MPT x 5/16" Comp. | |
| 623 | 71-3010F | Comp. Male Run Tee - Forged | 3/8" Comp. x 1/8" MPT x 3/8" Comp. | |
| 624 | 71-3020F | Comp. Male Run Tee - Forged | 3/8" Comp. x 1/4" MPT x 3/8" Comp. | |
| 625 | 71-3030F | Comp. Male Run Tee - Forged | 3/8" Comp. x 3/8" MPT x 3/8" Comp. | |
| 626 | 71-4030F | Comp. Male Run Tee - Forged | 1/2" Comp. x 3/8" MPT x 1/2" Comp. | |
| 627 | 71-4040F | Comp. Male Run Tee - Forged | 1/2" Comp. x 1/2" MPT x 1/2" Comp. | |
| 628 | 71-5040F | Comp. Male Run Tee - Forged | 5/8" Comp. x 1/2" MPT x 5/8" Comp. | |
| 629 | 71-6040F | Comp. Male Run Tee - Forged | 3/4" Comp. x 1/2" MPT x 3/4" Comp. |  |
| 630 | 72-1010F | Comp. Male Branch Tee - Forged | 1/8" Comp. x 1/8" Comp. x 1/8" MPT | |
| 631 | 72-1510F | Comp. Male Branch Tee - Forged | 3/16" Comp. x 3/16" Comp. x 1/8" MPT | |
| 632 | 72-2010F | Comp. Male Branch Tee - Forged | 1/4" Comp. x 1/4" Comp. x 1/8" MPT | |
| 633 | 72-2020F | Comp. Male Branch Tee - Forged | 1/4" Comp. x 1/4" Comp. x 1/4" MPT | |
| 634 | 72-2510F | Comp. Male Branch Tee - Forged | 5/16" Comp. x 5/16" Comp. x 1/8" MPT | |
| 635 | 72-2520F | Comp. Male Branch Tee - Forged | 5/16" Comp. x 5/16" Comp. x 1/4" MPT | |
| 636 | 72-3010F | Comp. Male Branch Tee - Forged | 3/8" Comp. x 3/8" Comp. x 1/8" MPT | |
| 637 | 72-3020F | Comp. Male Branch Tee - Forged | 3/8" Comp. x 3/8" Comp. x 1/4" MPT | |
| 638 | 72-3030F | Comp. Male Branch Tee - Forged | 3/8" Comp. x 3/8" Comp. x 3/8" MPT | |
| 639 | 72-4030F | Comp. Male Branch Tee - Forged | 1/2" Comp. x 1/2" Comp. x 3/8" MPT | |
| 640 | 72-4040F | Comp. Male Branch Tee - Forged | 1/2" Comp. x 1/2" Comp. x 1/2" MPT | |
| 641 | 72-5040F | Comp. Male Branch Tee - Forged | 5/8" Comp. x 5/8" Comp. x 1/2" MPT | |
| 642 | 72-6040F | Comp. Male Branch Tee - Forged | 3/4" Comp. x 3/4" Comp. x 1/2" MPT |  |
| 643 | B76-1015 | Comp. Street Tee - Body Only | 1/8" FPT x 1/8" MPT x 3/16" Comp. | |
| 644 | B76-1510 | Comp. Street Tee - Body Only | 3/16" FPT x 3/16" MPT x 1/8" Comp. | |
| 645 | B76-2010 | Comp. Street Tee - Body Only | 1/4" FPT x 1/4" MPT x 1/8" Comp. | |
| 646 | B76-2020 | Comp. Street Tee - Body Only | 1/4" FPT x 1/4" MPT x 1/4" Comp. | |
| 647 | B76-2520 | Comp. Street Tee - Body Only | 5/16" FPT x 5/16" MPT x 1/4" Comp. | |
| 648 | B76-3020 | Comp. Street Tee - Body Only | 3/8" FPT x 3/8" MPT x 1/4" Comp. | |

Compression

| No. | Part No. | Description | Size | Picture |
|-----|----------|------------------------|------------|---|
| 649 | 77-20 | Bulkhead Union - Comp. | 1/4" Tube |  |
| 650 | 77-25 | Bulkhead Union - Comp. | 5/16" Tube | |
| 651 | 77-30 | Bulkhead Union - Comp. | 3/8" Tube | |
| 652 | 77-40 | Bulkhead Union - Comp. | 1/2" Tube | |
| 653 | 81-20 | Pilot Line Nut - Comp. | 1/4" Tube |  |

Pipe

| No. | Part No. | Description | Size | Picture |
|-----|-----------|---------------------------|---------------------|---|
| 654 | 99-10 | 90° Male Elbow | 1/8" MPT |  |
| 655 | 99-20 | 90° Male Elbow | 1/4" MPT | |
| 656 | 99-30 | 90° Male Elbow | 3/8" MPT | |
| 657 | 99-40 | 90° Male Elbow | 1/2" MPT | |
| 658 | 99-10F | 90° Male Elbow - Forged | 1/8" MPT |  |
| 659 | 99-20F | 90° Male Elbow - Forged | 1/4" MPT | |
| 660 | 99-30F | 90° Male Elbow - Forged | 3/8" MPT | |
| 661 | 99-40F | 90° Male Elbow - Forged | 1/2" MPT | |
| 662 | 100-10 | 90° Female Elbow | 1/8" FPT |  |
| 663 | 100-20 | 90° Female Elbow | 1/4" FPT | |
| 664 | 100-30 | 90° Female Elbow | 3/8" FPT | |
| 665 | 100-40 | 90° Female Elbow | 1/2" FPT | |
| 666 | 100-60 | 90° Female Elbow | 3/4" FPT |  |
| 667 | 100-10F | 90° Female Elbow - Forged | 1/8" FPT | |
| 668 | 100-20F | 90° Female Elbow - Forged | 1/4" FPT | |
| 669 | 100-30F | 90° Female Elbow - Forged | 3/8" FPT | |
| 670 | 100-40F | 90° Female Elbow - Forged | 1/2" FPT | |
| 671 | 100-60F | 90° Female Elbow - Forged | 3/4" FPT | |
| 672 | 100-2010F | 90° Female Elbow - Forged | 1/4" FPT x 1/8" FPT | |
| 673 | 100-3020F | 90° Female Elbow - Forged | 3/8" FPT x 1/4" FPT | |
| 674 | 100-4030F | 90° Female Elbow - Forged | 1/2" FPT x 3/8" FPT | |
| 675 | 100-6040F | 90° Female Elbow - Forged | 3/4" FPT x 1/2" FPT | |
| 676 | 101-10 | Female Tee | 1/8" FPT All Ends |  |
| 677 | 101-20 | Female Tee | 1/4" FPT All Ends | |
| 678 | 101-30 | Female Tee | 3/8" FPT All Ends | |
| 679 | 101-40 | Female Tee | 1/2" FPT All Ends | |
| 680 | 101-60 | Female Tee | 3/4" FPT All Ends | |
| 681 | 101-80 | Female Tee | 1" FPT All Ends |  |
| 682 | 101-10F | Female Tee - Forged | 1/8" FPT All Ends | |
| 683 | 101-20F | Female Tee - Forged | 1/4" FPT All Ends | |
| 684 | 101-30F | Female Tee - Forged | 3/8" FPT All Ends | |
| 685 | 101-40F | Female Tee - Forged | 1/2" FPT All Ends | |
| 686 | 101-60F | Female Tee - Forged | 3/4" FPT All Ends |  |
| 687 | 102-10 | Female Cross | 1/8" FPT All Ends | |
| 688 | 102-20 | Female Cross | 1/4" FPT All Ends | |
| 689 | 102-30 | Female Cross | 3/8" FPT All Ends | |
| 690 | 102-40 | Female Cross | 1/2" FPT All Ends | |
| 691 | 102-60 | Female Cross | 3/4" FPT All Ends |  |
| 692 | 102-10F | Female Cross - Forged | 1/8" FPT All Ends | |
| 693 | 102-20F | Female Cross - Forged | 1/4" FPT All Ends | |
| 694 | 102-30F | Female Cross - Forged | 3/8" FPT All Ends | |
| 695 | 102-40F | Female Cross - Forged | 1/2" FPT All Ends | |

Pipe

| No. | Part No. | Description | Size | Picture |
|-----|----------|------------------------------------|--------------------------------|---|
| 696 | 103-10 | Female Coupling | 1/8" FPT |  |
| 697 | 103-20 | Female Coupling | 1/4" FPT | |
| 698 | 103-30 | Female Coupling | 3/8" FPT | |
| 699 | 103-40 | Female Coupling | 1/2" FPT | |
| 700 | 103-60 | Female Coupling | 3/4" FPT | |
| 701 | 103-80 | Female Coupling | 1" FPT | |
| 702 | H103-10 | Female Coupling - Heavy Pattern | 1/8" FPT | |
| 703 | H103-20 | Female Coupling - Heavy Pattern | 1/4" FPT | |
| 704 | H103-30 | Female Coupling - Heavy Pattern | 3/8" FPT |  |
| 705 | H103-40 | Female Coupling - Heavy Pattern | 1/2" FPT | |
| 706 | 104-10 | 3 Piece Union Coupling | 1/8" FPT | |
| 707 | 104-20 | 3 Piece Union Coupling | 1/4" FPT | |
| 708 | 104-30 | 3 Piece Union Coupling | 3/8" FPT | |
| 709 | 104-40 | 3 Piece Union Coupling | 1/2" FPT | |
| 710 | 104-60 | 3 Piece Union Coupling | 3/4" FPT | |
| 711 | 104-80 | 3 Piece Union Coupling | 1" FPT | |
| 712 | 105-10 | 45° Female Elbow | 1/8" FPT |  |
| 713 | 105-20 | 45° Female Elbow | 1/4" FPT | |
| 714 | 105-30 | 45° Female Elbow | 3/8" FPT | |
| 715 | 105-40 | 45° Female Elbow | 1/2" FPT | |
| 716 | 105-60 | 45° Female Elbow | 3/4" FPT | |
| 717 | 105-80 | 45° Female Elbow | 1" FPT | |
| 718 | 106-10 | Male Branch Tee | 1/8" FPT x 1/8" FPT x 1/8" MPT |  |
| 719 | 106-20 | Male Branch Tee | 1/4" FPT x 1/4" FPT x 1/4" MPT | |
| 720 | 106-30 | Male Branch Tee | 3/8" FPT x 3/8" FPT x 3/8" MPT | |
| 721 | 106-40 | Male Branch Tee | 1/2" FPT x 1/2" FPT x 1/2" MPT | |
| 722 | 107-10 | Street Tee (Male Run Tee) | 1/8" FPT x 1/8" MPT x 1/8" FPT |  |
| 723 | 107-20 | Street Tee (Male Run Tee) | 1/4" FPT x 1/4" MPT x 1/4" FPT | |
| 724 | 107-20F | Street Tee (Male Run Tee) - Forged | 1/4" FPT x 1/4" MPT x 1/4" FPT | |
| 725 | 107-30 | Street Tee (Male Run Tee) | 3/8" FPT x 3/8" MPT x 3/8" FPT | |
| 726 | 107-40 | Street Tee (Male Run Tee) | 1/2" FPT x 1/2" MPT x 1/2" FPT | |
| 727 | 107-60 | Street Tee (Male Run Tee) | 3/4" FPT x 3/4" MPT x 3/4" FPT | |
| 728 | 108-10 | Pipe Cap | 1/8" FPT |  |
| 729 | 108-20 | Pipe Cap | 1/4" FPT | |
| 730 | 108-30 | Pipe Cap | 3/8" FPT | |
| 731 | 108-40 | Pipe Cap | 1/2" FPT | |
| 732 | 108-60 | Pipe Cap | 3/4" FPT | |
| 733 | 108-80 | Pipe Cap | 1" FPT | |
| 734 | 109-10 | Square Head Plug - Solid | 1/8" MPT |  |
| 735 | 109-20 | Square Head Plug - Solid | 1/4" MPT | |
| 736 | 109-30 | Square Head Plug - Solid | 3/8" MPT | |
| 737 | 109-40 | Square Head Plug - Solid | 1/2" MPT | |
| 738 | 109-60 | Square Head Plug - Solid | 3/4" MPT | |
| 739 | 109-80 | Square Head Plug - Solid | 1" MPT | |

Pipe

| No. | Part No. | Description | Size | Picture |
|-----|--------------|-----------------------|----------------------|---|
| 740 | FB110-2010 | Flush Face Bushing | 1/4" MPT x 1/8" FPT |  |
| 741 | FB110-3020 | Flush Face Bushing | 3/8" MPT x 1/4" FPT | |
| 742 | FB110-4020 | Flush Face Bushing | 1/2" MPT x 1/4" FPT | |
| 743 | FB110-4030 | Flush Face Bushing | 1/2" MPT x 3/8" FPT | |
| 744 | FB110-6040 | Flush Face Bushing | 3/4" MPT x 1/2" FPT | |
| 745 | 110-1005 | Hex Head Pipe Bushing | 1/8" MPT x 1/16" FPT |  |
| 746 | 110-1025 | Hex Head Pipe Bushing | 1/8" MPT x 5/16" FPT | |
| 747 | 110-2005 | Hex Head Pipe Bushing | 1/4" MPT x 1/16" FPT | |
| 748 | 110-2010 | Hex Head Pipe Bushing | 1/4" MPT x 1/8" FPT | |
| 749 | 110-3010 | Hex Head Pipe Bushing | 3/8" MPT x 1/8" FPT | |
| 750 | 110-3020 | Hex Head Pipe Bushing | 3/8" MPT x 1/4" FPT | |
| 751 | 110-4010 | Hex Head Pipe Bushing | 1/2" MPT x 1/8" FPT | |
| 752 | 110-4020 | Hex Head Pipe Bushing | 1/2" MPT x 1/4" FPT | |
| 753 | 110-4030 | Hex Head Pipe Bushing | 1/2" MPT x 3/8" FPT | |
| 754 | 110-6010 | Hex Head Pipe Bushing | 3/4" MPT x 1/8" FPT | |
| 755 | 110-6020 | Hex Head Pipe Bushing | 3/4" MPT x 1/4" FPT | |
| 756 | 110-6030 | Hex Head Pipe Bushing | 3/4" MPT x 3/8" FPT | |
| 757 | 110-6040 | Hex Head Pipe Bushing | 3/4" MPT x 1/2" FPT | |
| 758 | 110-8010 | Hex Head Pipe Bushing | 1" MPT x 1/8" FPT | |
| 759 | 110-8020 | Hex Head Pipe Bushing | 1" MPT x 1/4" FPT | |
| 760 | 110-8030 | Hex Head Pipe Bushing | 1" MPT x 3/8" FPT | |
| 761 | 110-8040 | Hex Head Pipe Bushing | 1" MPT x 1/2" FPT | |
| 762 | 110-8060 | Hex Head Pipe Bushing | 1" MPT x 3/4" FPT | |
| 763 | 111-10 | Locknut | 1/8" NPSL |  |
| 764 | 111-20 | Locknut | 1/4" NPSL | |
| 765 | 111-30 | Locknut | 3/8" NPSL | |
| 766 | 111-40 | Locknut | 1/2" NPSL | |
| 767 | 111-60 | Locknut | 3/4" NPSL | |
| 768 | 112-10 | Close Nipple | 1/8" MPT x 0.75" OAL |  |
| 769 | 112-20 | Close Nipple | 1/4" MPT x 0.88" OAL | |
| 770 | 112-30 | Close Nipple | 3/8" MPT x 1.00" OAL | |
| 771 | 112-40 | Close Nipple | 1/2" MPT x 1.12" OAL | |
| 772 | 112-60 | Close Nipple | 3/4" MPT x 1.37" OAL | |
| 773 | 112-80 | Close Nipple | 1" MPT x 2.32" OAL |  |
| 774 | 113-10-1&1/2 | Long Nipple | 1/8" MPT x 1.5" OAL | |
| 775 | 113-10-2 | Long Nipple | 1/8" MPT x 2" OAL | |
| 776 | 113-10-2&1/2 | Long Nipple | 1/8" MPT x 2.5" OAL | |
| 777 | 113-10-3 | Long Nipple | 1/8" MPT x 3" OAL | |
| 778 | 113-10-3&1/2 | Long Nipple | 1/8" MPT x 3.5" OAL | |
| 779 | 113-10-4 | Long Nipple | 1/8" MPT x 4" OAL | |
| 780 | 113-10-6 | Long Nipple | 1/8" MPT x 6" OAL | |
| 781 | 113-20-1&1/2 | Long Nipple | 1/4" MPT x 1.5" OAL | |
| 782 | 113-20-2 | Long Nipple | 1/4" MPT x 2" OAL | |
| 783 | 113-20-2&1/2 | Long Nipple | 1/4" MPT x 2.5" OAL | |
| 784 | 113-20-3 | Long Nipple | 1/4" MPT x 3" OAL | |
| 785 | 113-20-4 | Long Nipple | 1/4" MPT x 4" OAL | |

Pipe

| No. | Part No. | Description | Size | Picture |
|-----|--------------|---------------------------|---------------------|---|
| 786 | 113-30-1&1/2 | Long Nipple | 3/8" MPT x 1.5" OAL |  |
| 787 | 113-30-2 | Long Nipple | 3/8" MPT x 2" OAL | |
| 788 | 113-30-2&1/2 | Long Nipple | 3/8" MPT x 2.5" OAL | |
| 789 | 113-30-3 | Long Nipple | 3/8" MPT x 3" OAL | |
| 790 | 113-30-4 | Long Nipple | 3/8" MPT x 4" OAL | |
| 791 | 113-40-1&1/2 | Long Nipple | 1/2" MPT x 1.5" OAL | |
| 792 | 113-40-2 | Long Nipple | 1/2" MPT x 2" OAL | |
| 793 | 113-40-2&1/2 | Long Nipple | 1/2" MPT x 2.5" OAL | |
| 794 | 113-60-1&1/2 | Long Nipple | 3/4" MPT x 1.5" OAL | |
| 795 | 113-60-2 | Long Nipple | 3/4" MPT x 2" OAL | |
| 796 | 113-60-2&1/2 | Long Nipple | 3/4" MPT x 2.5" OAL | |
| 797 | 113-60-3 | Long Nipple | 3/4" MPT x 3" OAL | |
| 798 | 113-60-4 | Long Nipple | 3/4" MPT x 4" OAL | |
| 799 | 113-80-2 | Long Nipple | 1" MPT x 2" OAL | |
| 800 | 113-80-2&1/2 | Long Nipple | 1" MPT x 2.5" OAL | |
| 801 | 113-80-3 | Long Nipple | 1" MPT x 3" OAL | |
| 802 | 113-80-4 | Long Nipple | 1" MPT x 4" OAL | |
| 803 | 113-80-4&1/2 | Long Nipple | 1" MPT x 4.5" OAL | |
| 804 | 113-80-5 | Long Nipple | 1" MPT x 5" OAL | |
| 805 | 115-10 | 90° Street Elbow | 1/8" FPT x 1/8" MPT |  |
| 806 | 115-20 | 90° Street Elbow | 1/4" FPT x 1/4" MPT | |
| 807 | 115-30 | 90° Street Elbow | 3/8" FPT x 3/8" MPT | |
| 808 | 115-40 | 90° Street Elbow | 1/2" FPT x 1/2" MPT | |
| 809 | 115-60 | 90° Street Elbow | 3/4" FPT x 3/4" MPT | |
| 810 | 115-1020 | 90° Street Elbow | 1/8" FPT x 1/4" MPT | |
| 811 | 115-2010 | 90° Street Elbow | 1/4" FPT x 1/8" MPT | |
| 812 | 116-1010F | 90° Street Elbow - Forged | 1/8" FPT x 1/8" MPT |  |
| 813 | 116-2020F | 90° Street Elbow - Forged | 1/4" FPT x 1/4" MPT | |
| 814 | 116-3030F | 90° Street Elbow - Forged | 3/8" FPT x 3/8" MPT | |
| 815 | 116-4030F | 90° Street Elbow - Forged | 1/2" FPT x 3/8" MPT | |
| 816 | 116-4040F | 90° Street Elbow - Forged | 1/2" FPT x 1/2" MPT | |
| 817 | 116-6060F | 90° Street Elbow - Forged | 3/4" FPT x 3/4" MPT | |
| 818 | 116-8080F | 90° Street Elbow - Forged | 1" FPT x 1" MPT | |

Pipe

| No. | Part No. | Description | Size | Picture |
|-----|------------|--------------------------------------|-----------------------|---|
| 819 | 118-05 | Countersunk Pipe Plug - Hex | 1/16" MPT |  |
| 820 | 118-10 | Countersunk Pipe Plug - Hex | 1/8" MPT | |
| 821 | 118-20 | Countersunk Pipe Plug - Hex | 1/4" MPT | |
| 822 | 118-30 | Countersunk Pipe Plug - Hex | 3/8" MPT | |
| 823 | 118-40 | Countersunk Pipe Plug - Hex | 1/2" MPT | |
| 824 | 118-60F | Countersunk Pipe Plug - Hex (Forged) | 3/4" MPT | |
| 825 | 118-80 | Countersunk Pipe Plug - Hex | 1" MPT | |
| 826 | 119-2010 | Reducing Coupling | 1/4" FPT x 1/8" FPT |  |
| 827 | 119-3010 | Reducing Coupling | 3/8" FPT x 1/8" FPT | |
| 828 | 119-3020 | Reducing Coupling | 3/8" FPT x 1/4" FPT | |
| 829 | 119-4010 | Reducing Coupling | 1/2" FPT x 1/8" FPT | |
| 830 | 119-4020 | Reducing Coupling | 1/2" FPT x 1/4" FPT | |
| 831 | 119-4030 | Reducing Coupling | 1/2" FPT x 3/8" FPT | |
| 832 | 119-6020 | Reducing Coupling | 3/4" FPT x 1/4" FPT | |
| 833 | 119-6030 | Reducing Coupling | 3/4" FPT x 3/8" FPT | |
| 834 | 119-6040 | Reducing Coupling | 3/4" FPT x 1/2" FPT | |
| 835 | 119-8020 | Reducing Coupling | 1" FPT x 1/4" FPT | |
| 836 | 119-8040 | Reducing Coupling | 1" FPT x 1/2" FPT | |
| 837 | 119-8060 | Reducing Coupling | 1" FPT x 3/4" FPT | |
| 838 | 120-1005 | Pipe Adapter | 1/8" FPT x 1/16" MPT |  |
| 839 | 120-10 | Pipe Adapter | 1/8" FPT x 1/8" MPT | |
| 840 | 120-20 | Pipe Adapter | 1/4" FPT x 1/4" MPT | |
| 841 | 120-30 | Pipe Adapter | 3/8" FPT x 3/8" MPT | |
| 842 | 120-40 | Pipe Adapter | 1/2" FPT x 1/2" MPT | |
| 843 | 120-60 | Pipe Adapter | 3/4" FPT x 3/4" MPT | |
| 844 | 120-1005 | Reducing Pipe Adapter | 1/8" FPT x 1/16" MPT |  |
| 845 | 120-2010 | Reducing Pipe Adapter | 1/4" FPT x 1/8" MPT | |
| 846 | 120-3010 | Reducing Pipe Adapter | 3/8" FPT x 1/8" MPT | |
| 847 | 120-3020 | Reducing Pipe Adapter | 3/8" FPT x 1/4" MPT | |
| 848 | 120-4020 | Reducing Pipe Adapter | 1/2" FPT x 1/4" MPT | |
| 849 | 120-4030 | Reducing Pipe Adapter | 1/2" FPT x 3/8" MPT | |
| 850 | 120-6030 | Reducing Pipe Adapter | 3/4" FPT x 3/8" MPT | |
| 851 | 120-6040 | Reducing Pipe Adapter | 3/4" FPT x 1/2" MPT | |
| 852 | 120-8060 | Reducing Pipe Adapter | 1" FPT x 3/4" MPT | |
| 853 | SP120-6040 | Reducing Pipe Adapter | 3/4-5 ACME x 1/2" FPT | |
| 854 | 121-05 | Hex Head Plug - Hollow | 1/16" MPT |  |
| 855 | 121-10 | Hex Head Plug - Hollow | 1/8" MPT | |
| 856 | 121-20 | Hex Head Plug - Hollow | 1/4" MPT | |
| 857 | 121-30 | Hex Head Plug - Hollow | 3/8" MPT | |
| 858 | 121-40 | Hex Head Plug - Hollow | 1/2" MPT | |
| 859 | 121-60 | Hex Head Plug - Hollow | 3/4" MPT | |
| 860 | 121-80 | Hex Head Plug - Hollow | 1" MPT | |

Pipe

| No. | Part No. | Description | Size | Picture |
|-----|-----------|------------------------------------|-------------------------|---|
| 861 | 121S-10 | Hex Head Plug - Solid | 1/8" MPT |  |
| 862 | 121S-20 | Hex Head Plug - Solid | 1/4" MPT | |
| 863 | 121S-30 | Hex Head Plug - Solid | 3/8" MPT | |
| 864 | 121S-40 | Hex Head Plug - Solid | 1/2" MPT | |
| 865 | 121S-60 | Hex Head Plug - Solid | 3/4" MPT | |
| 866 | 122-10 | Hex Nipple | 1/8" MPT x 0.97" OAL |  |
| 867 | 122-20 | Hex Nipple | 1/4" MPT x 1.12" OAL | |
| 868 | 122L-20 | Hex Nipple (Long Pattern) | 1/4" MPT x 1.38" OAL | |
| 869 | 122-30 | Hex Nipple | 3/8" MPT x 1.24" OAL | |
| 870 | 122L-30 | Hex Nipple (Long Pattern) | 3/8" MPT x 1.31" OAL | |
| 871 | 122-40 | Hex Nipple | 1/2" MPT x 1.50" OAL | |
| 872 | 122-60 | Hex Nipple | 3/4" MPT x 1.56" OAL | |
| 873 | 122-80 | Hex Nipple | 1" MPT x 2.315" OAL | |
| 874 | 122-2010 | Reducing Hex Nipple | 1/4" MPT x 1/8" MPT |  |
| 875 | 122-3010 | Reducing Hex Nipple | 3/8" MPT x 1/8" MPT | |
| 876 | 122-3020 | Reducing Hex Nipple | 3/8" MPT x 1/4" MPT | |
| 877 | 122-4020 | Reducing Hex Nipple | 1/2" MPT x 1/4" MPT | |
| 878 | 122-4030 | Reducing Hex Nipple | 1/2" MPT x 3/8" MPT | |
| 879 | 122-6030 | Reducing Hex Nipple | 3/4" MPT x 3/8" MPT | |
| 880 | 122-6040 | Reducing Hex Nipple | 3/4" MPT x 1/2" MPT | |
| 881 | 122L-6040 | Reducing Hex Nipple (Long Pattern) | 3/4" MPT x 1/2" MPT | |
| 882 | 122-8060 | Reducing Hex Nipple | 1" MPT x 3/4" MPT |  |
| 883 | 124-10 | 45° Street Elbow | 1/8" FPT x 1/8" MPT | |
| 884 | 124-20 | 45° Street Elbow | 1/4" FPT x 1/4" MPT | |
| 885 | 124-30 | 45° Street Elbow | 3/8" FPT x 3/8" MPT | |
| 886 | 124-40 | 45° Street Elbow | 1/2" FPT x 1/2" MPT | |
| 887 | 124-60 | 45° Street Elbow | 3/4" FPT x 3/4" MPT | |
| 888 | 1925-2020 | Male Pipe Working Swivel | 1/4" Hose ID x 1/4" MPT |  |
| 889 | B1925-20 | Male Pipe Working Swivel - MPT End | 1/4" MPT |  |

Hose Barbs

| No. | Part No. | Description | Size | Picture |
|-----|-----------|------------------------|------------------------------------|---|
| 890 | 123-20F | Hose Barb Tee - Forged | 1/4" Barb All Ends |  |
| 891 | 123-25F | Hose Barb Tee - Forged | 5/16" Barb All Ends | |
| 892 | 123-30F | Hose Barb Tee - Forged | 3/8" Barb All Ends | |
| 893 | 123-2015F | Hose Barb Tee - Forged | 1/4" Barb x 1/4" Barb x 3/16" Barb | |
| 894 | 125-1010 | Hose Barb - MPT | 1/8" Barb x 1/8" MPT |  |
| 895 | 125-1020 | Hose Barb - MPT | 1/8" Barb x 1/4" MPT | |
| 896 | 125-1025 | Hose Barb - MPT | 1/8" Barb x 5/16" MPT | |
| 897 | 125-1510 | Hose Barb - MPT | 3/16" Barb x 1/8" MPT | |
| 898 | 125-1520 | Hose Barb - MPT | 3/16" Barb x 1/4" MPT | |
| 899 | 125-2010 | Hose Barb - MPT | 1/4" Barb x 1/8" MPT | |
| 900 | 125-2020 | Hose Barb - MPT | 1/4" Barb x 1/4" MPT | |
| 901 | 125-2030 | Hose Barb - MPT | 1/4" Barb x 3/8" MPT | |
| 902 | 125-2040 | Hose Barb - MPT | 1/4" Barb x 1/2" MPT | |
| 903 | 125-2510 | Hose Barb - MPT | 5/16" Barb x 1/8" MPT | |
| 904 | 125-2520 | Hose Barb - MPT | 5/16" Barb x 1/4" MPT | |
| 905 | 125-2530 | Hose Barb - MPT | 5/16" Barb x 3/8" MPT | |
| 906 | 125-3010 | Hose Barb - MPT | 3/8" Barb x 1/8" MPT | |
| 907 | 125-3020 | Hose Barb - MPT | 3/8" Barb x 1/4" MPT | |
| 908 | 125-3030 | Hose Barb - MPT | 3/8" Barb x 3/8" MPT | |
| 909 | 125-3040 | Hose Barb - MPT | 3/8" Barb x 1/2" MPT | |
| 910 | 125-3060 | Hose Barb - MPT | 3/8" Barb x 3/4" MPT |  |
| 911 | 125-4020 | Hose Barb - MPT | 1/2" Barb x 1/4" MPT | |
| 912 | 125-4030 | Hose Barb - MPT | 1/2" Barb x 3/8" MPT | |
| 913 | 125-4040 | Hose Barb - MPT | 1/2" Barb x 1/2" MPT | |
| 914 | 125-4060 | Hose Barb - MPT | 1/2" Barb x 3/4" MPT | |
| 915 | 125-5030 | Hose Barb - MPT | 5/8" Barb x 3/8" MPT | |
| 916 | 125-5040 | Hose Barb - MPT | 5/8" Barb x 1/2" MPT | |
| 917 | 125-5060 | Hose Barb - MPT | 5/8" Barb x 3/4" MPT | |
| 918 | 125-6030 | Hose Barb - MPT | 3/4" Barb x 3/8" MPT | |
| 919 | 125-6040 | Hose Barb - MPT | 3/4" Barb x 1/2" MPT | |
| 920 | 125-6060 | Hose Barb - MPT | 3/4" Barb x 3/4" MPT |  |
| 921 | 125-8060 | Hose Barb - MPT | 1" Barb x 3/4" MPT | |
| 922 | 125-8080 | Hose Barb - MPT | 1" Barb x 1" MPT | |
| 923 | 126-1010 | Hose Barb - FPT | 1/8" Barb x 1/8" FPT | |
| 924 | 126-1020 | Hose Barb - FPT | 1/8" Barb x 1/4" FPT | |
| 925 | 126-1510 | Hose Barb - FPT | 3/16" Barb x 1/8" FPT | |
| 926 | 126-1520 | Hose Barb - FPT | 3/16" Barb x 1/4" FPT | |
| 927 | 126-2010 | Hose Barb - FPT | 1/4" Barb x 1/8" FPT | |
| 928 | 126-2020 | Hose Barb - FPT | 1/4" Barb x 1/4" FPT | |
| 929 | 126-2510 | Hose Barb - FPT | 5/16" Barb x 1/8" FPT | |
| 930 | 126-2520 | Hose Barb - FPT | 5/16" Barb x 1/4" FPT | |
| 931 | 126-2530 | Hose Barb - FPT | 5/16" Barb x 3/8" FPT | |
| 932 | 126-2560 | Hose Barb - FPT | 5/16" Barb x 3/4" FPT | |
| 933 | 126-3010 | Hose Barb - FPT | 3/8" Barb x 1/8" FPT | |
| 934 | 126-3020 | Hose Barb - FPT | 3/8" Barb x 1/4" FPT | |
| 935 | 126-3030 | Hose Barb - FPT | 3/8" Barb x 3/8" FPT | |




Hose Barbs

| No. | Part No. | Description | Size | Picture |
|-----|----------|---|---------------------------------|---|
| 936 | 126-3040 | Hose Barb - FPT | 3/8" Barb x 1/2" FPT |  Stream Tapware Corp. |
| 937 | 126-4020 | Hose Barb - FPT | 1/2" Barb x 1/4" FPT | |
| 938 | 126-4030 | Hose Barb - FPT | 1/2" Barb x 3/8" FPT | |
| 939 | 126-4040 | Hose Barb - FPT | 1/2" Barb x 1/2" FPT | |
| 940 | 126-6060 | Hose Barb - FPT | 3/4" Barb x 3/4" FPT | |
| 941 | 127-2025 | Hose Barb x 45° Male Flare | 1/4" Barb x 5/16" Flare |  Stream Tapware Corp. |
| 942 | 127-2030 | Hose Barb x 45° Male Flare | 1/4" Barb x 3/8" Flare | |
| 943 | 127-2525 | Hose Barb x 45° Male Flare | 5/16" Barb x 5/16" Flare | |
| 944 | 127-3025 | Hose Barb x 45° Male Flare | 3/8" Barb x 5/16" Flare | |
| 945 | 127-3030 | Hose Barb x 45° Male Flare | 3/8" Barb x 3/8" Flare | |
| 946 | 127-3040 | Hose Barb x 45° Male Flare | 3/8" Barb x 1/2" Flare | |
| 947 | 127-4040 | Hose Barb x 45° Male Flare | 1/2" Barb x 1/2" Flare | |
| 948 | 128-1520 | Hose Barb x Female 45° Flare Swivel Nut | 3/16" Barb x 1/4" Flare Swivel |  Stream Tapware Corp. |
| 949 | 128-2020 | Hose Barb x Female 45° Flare Swivel Nut | 1/4" Barb x 1/4" Flare Swivel | |
| 950 | 128-2025 | Hose Barb x Female 45° Flare Swivel Nut | 1/4" Barb x 5/16" Flare Swivel | |
| 951 | 128-2525 | Hose Barb x Female 45° Flare Swivel Nut | 5/16" Barb x 5/16" Flare Swivel | |
| 952 | 128-2530 | Hose Barb x Female 45° Flare Swivel Nut | 5/16" Barb x 3/8" Flare Swivel | |
| 953 | 128-3025 | Hose Barb x Female 45° Flare Swivel Nut | 3/8" Barb x 5/16" Flare Swivel | |
| 954 | 128-3030 | Hose Barb x Female 45° Flare Swivel Nut | 3/8" Barb x 3/8" Flare Swivel | |
| 955 | 128-4040 | Hose Barb x Female 45° Flare Swivel Nut | 1/2" Barb x 1/2" Flare Swivel | |
| 956 | 128-4050 | Hose Barb x Female 45° Flare Swivel Nut | 1/2" Barb x 5/8" Flare Swivel | |
| 957 | 128-5050 | Hose Barb x Female 45° Flare Swivel Nut | 5/8" Barb x 5/8" Flare Swivel | |
| 958 | 128-6060 | Hose Barb x Female 45° Flare Swivel Nut | 3/4" Barb x 3/4" Flare Swivel | |
| 959 | 129-15 | Splicer - Hex | 3/16" Barb |  Stream Tapware Corp. |
| 960 | 129-20 | Splicer - Hex | 1/4" Barb | |
| 961 | 129-25 | Splicer - Hex | 5/16" Barb | |
| 962 | 129-30 | Splicer - Hex | 3/8" Barb | |
| 963 | 129-40 | Splicer - Hex | 1/2" Barb | |
| 964 | 129-50 | Splicer - Hex | 5/8" Barb | |
| 965 | 129-60 | Splicer - Hex | 3/4" Barb | |
| 966 | 129-80 | Splicer - Hex | 1" Barb | |
| 967 | R129-15 | Splicer - Round Shoulder | 3/16" Barb |  Stream Tapware Corp. |
| 968 | R129-20 | Splicer - Round Shoulder | 1/4" Barb | |
| 969 | R129-25 | Splicer - Round Shoulder | 5/16" Barb | |
| 970 | R129-30 | Splicer - Round Shoulder | 3/8" Barb | |
| 971 | R129-40 | Splicer - Round Shoulder | 1/2" Barb | |
| 972 | R129-50 | Splicer - Round Shoulder | 5/8" Barb | |
| 973 | R129-60 | Splicer - Round Shoulder | 3/4" Barb | |
| 974 | R129-80 | Splicer - Round Shoulder | 1" Barb | |
| 975 | 137-R | Oxygen / Acetylene Nuts | 9/16"-18 Right - Handed Thread |  Stream Tapware Corp. |
| 976 | 137-L | Oxygen / Acetylene Nuts | 9/16"-18 Left - Handed Thread | |





Hose Barbs

| No. | Part No. | Description | Size | Picture |
|------|-----------|------------------------------------|-----------------------|---|
| 977 | 138-15 | Oxygen / Acetylene Hose Barb | 3/16" Barb |  |
| 978 | 138-20 | Oxygen / Acetylene Hose Barb | 1/4" Barb | |
| 979 | 138-25 | Oxygen / Acetylene Hose Barb | 5/16" Barb | |
| 980 | 138-30 | Oxygen / Acetylene Hose Barb | 3/8" Barb | |
| 981 | 139-1510 | 90° Hose Barb x Male Pipe | 3/16" Barb x 1/8" MPT |  |
| 982 | 139-2010 | 90° Hose Barb x Male Pipe | 1/4" Barb x 1/8" MPT | |
| 983 | 139-2020 | 90° Hose Barb x Male Pipe | 1/4" Barb x 1/4" MPT | |
| 984 | 139-2030 | 90° Hose Barb x Male Pipe | 1/4" Barb x 3/8" MPT | |
| 985 | 139-2510 | 90° Hose Barb x Male Pipe | 5/16" Barb x 1/8" MPT | |
| 986 | 139-2520 | 90° Hose Barb x Male Pipe | 5/16" Barb x 1/4" MPT | |
| 987 | 139-3010 | 90° Hose Barb x Male Pipe | 3/8" Barb x 1/8" MPT | |
| 988 | 139-3020 | 90° Hose Barb x Male Pipe | 3/8" Barb x 1/4" MPT | |
| 989 | 139-4020 | 90° Hose Barb x Male Pipe | 1/2" Barb x 1/4" MPT | |
| 990 | 139-4030 | 90° Hose Barb x Male Pipe | 1/2" Barb x 3/8" MPT | |
| 991 | 139-5020 | 90° Hose Barb x Male Pipe | 5/8" Barb x 1/4" MPT | |
| 992 | 139-5030 | 90° Hose Barb x Male Pipe | 5/8" Barb x 3/8" MPT | |
| 993 | 139-6040 | 90° Hose Barb x Male Pipe | 3/4" Barb x 1/2" MPT | |
| 994 | 139-8060 | 90° Hose Barb x Male Pipe | 1" Barb x 3/4" MPT | |
| 995 | 139-2010F | 90° Hose Barb x Male Pipe - Forged | 1/4" Barb x 1/8" MPT |  |
| 996 | 139-2020F | 90° Hose Barb x Male Pipe - Forged | 1/4" Barb x 1/4" MPT | |
| 997 | 139-2520F | 90° Hose Barb x Male Pipe - Forged | 5/16" Barb x 1/4" MPT | |
| 998 | 139-3010F | 90° Hose Barb x Male Pipe - Forged | 3/8" Barb x 1/8" MPT | |
| 999 | 139-3020F | 90° Hose Barb x Male Pipe - Forged | 3/8" Barb x 1/4" MPT | |
| 1000 | 139-3030F | 90° Hose Barb x Male Pipe - Forged | 3/8" Barb x 3/8" MPT | |
| 1001 | 139-3040F | 90° Hose Barb x Male Pipe - Forged | 3/8" Barb x 1/2" MPT | |
| 1002 | 139-4020F | 90° Hose Barb x Male Pipe - Forged | 1/2" Barb x 1/4" MPT | |
| 1003 | 139-4030F | 90° Hose Barb x Male Pipe - Forged | 1/2" Barb x 3/8" MPT | |
| 1004 | 139-4040F | 90° Hose Barb x Male Pipe - Forged | 1/2" Barb x 1/2" MPT | |
| 1005 | 139-5040F | 90° Hose Barb x Male Pipe - Forged | 5/8" Barb x 1/2" MPT | |
| 1006 | 150-10F | Hose Barb Cross - Forged | 1/8" All Ends |  |
| 1007 | 150-20F | Hose Barb Cross - Forged | 1/4" All Ends | |
| 1008 | 150-30F | Hose Barb Cross - Forged | 3/8" All Ends | |
| 1009 | 150-40F | Hose Barb Cross - Forged | 1/2" All Ends | |
| 1010 | 150-60F | Hose Barb Cross - Forged | 3/4" All Ends | |
| 1011 | 235-10F | 90° Elbow Hose Barb - Forged | 1/8" Barb x 1/8" Barb |  |
| 1012 | 235-20F | 90° Elbow Hose Barb - Forged | 1/4" Barb x 1/4" Barb | |
| 1013 | 235-30F | 90° Elbow Hose Barb - Forged | 3/8" Barb x 3/8" Barb | |
| 1014 | 235-40F | 90° Elbow Hose Barb - Forged | 1/2" Barb x 1/2" Barb | |
| 1015 | 235-60F | 90° Elbow Hose Barb - Forged | 3/4" Barb x 3/4" Barb | |

Hose Barbs

| No. | Part No. | Description | Size | Picture |
|------|----------|-----------------------------|-----------------------|---|
| 1016 | 325-1520 | Hose Barb x MPT (Rigid) | 3/16" Barb x 1/8" MPT |  |
| 1017 | 325-2010 | Hose Barb x MPT (Rigid) | 1/4" Barb x 1/8" MPT | |
| 1018 | 325-2020 | Hose Barb x MPT (Rigid) | 1/4" Barb x 1/4" MPT | |
| 1019 | 325-2510 | Hose Barb x MPT (Rigid) | 5/16" Barb x 1/8" MPT | |
| 1020 | 325-2520 | Hose Barb x MPT (Rigid) | 5/16" Barb x 1/4" MPT | |
| 1021 | 325-3010 | Hose Barb x MPT (Rigid) | 3/8" Barb x 1/8" MPT | |
| 1022 | 325-3020 | Hose Barb x MPT (Rigid) | 3/8" Barb x 1/4" MPT | |
| 1023 | 325-3030 | Hose Barb x MPT (Rigid) | 3/8" Barb x 3/8" MPT | |
| 1024 | 325-4020 | Hose Barb x MPT (Rigid) | 1/2" Barb x 1/4" MPT |  |
| 1025 | 325-4030 | Hose Barb x MPT (Rigid) | 1/2" Barb x 3/8" MPT | |
| 1026 | 325-5030 | Hose Barb x MPT (Rigid) | 5/8" Barb x 3/8" MPT | |
| 1027 | 325-5040 | Hose Barb x MPT (Rigid) | 5/8" Barb x 1/2" MPT | |
| 1028 | 325-6040 | Hose Barb x MPT (Rigid) | 3/4" Barb x 1/2" MPT | |
| 1029 | 339-2010 | 90° Hose Barb x MPT (Rigid) | 1/4" Barb x 1/8" MPT |  |
| 1030 | 339-2520 | 90° Hose Barb x MPT (Rigid) | 5/16" Barb x 1/4" MPT | |
| 1031 | 339-3020 | 90° Hose Barb x MPT (Rigid) | 3/8" Barb x 1/4" MPT | |
| 1032 | 339-5030 | 90° Hose Barb x MPT (Rigid) | 5/8" Barb x 3/8" MPT | |
| 1033 | 339-5040 | 90° Hose Barb x MPT (Rigid) | 5/8" Barb x 1/2" MPT | |
| 1034 | 339-6040 | 90° Hose Barb x MPT (Rigid) | 3/4" Barb x 1/2" MPT | |

Inverted Flare

| No. | Part No. | Description | Size | Picture |
|------|----------|-------------------------------------|-----------------------------|---|
| 1035 | 141-10 | 45° Inverted Flare Nut | 1/8" Inv. Tube OD |  |
| 1036 | 141-15 | 45° Inverted Flare Nut | 3/16" Inv. Tube OD | |
| 1037 | 141-20 | 45° Inverted Flare Nut | 1/4" Inv. Tube OD | |
| 1038 | 141-25 | 45° Inverted Flare Nut | 5/16" Inv. Tube OD | |
| 1039 | 141-30 | 45° Inverted Flare Nut | 3/8" Inv. Tube OD | |
| 1040 | 141-40 | 45° Inverted Flare Nut | 1/2" Inv. Tube OD | |
| 1041 | 142-10 | 45° Inverted Flare Union | 1/8" Inv. Tube OD |  |
| 1042 | 142-15 | 45° Inverted Flare Union | 3/16" Inv. Tube OD | |
| 1043 | 142-20 | 45° Inverted Flare Union | 1/4" Inv. Tube OD | |
| 1044 | 142-25 | 45° Inverted Flare Union | 5/16" Inv. Tube OD | |
| 1045 | 142-30 | 45° Inverted Flare Union | 3/8" Inv. Tube OD | |
| 1046 | 142-40 | 45° Inverted Flare Union | 1/2" Inv. Tube OD | |
| 1047 | 142-50 | 45° Inverted Flare Union | 5/8" Inv. Tube OD |  |
| 1048 | 146-1010 | 45° Inverted Flare Female Connector | 1/8" Inv. Flare x 1/8" FPT | |
| 1049 | 146-1510 | 45° Inverted Flare Female Connector | 3/16" Inv. Flare x 1/8" FPT | |
| 1050 | 146-2010 | 45° Inverted Flare Female Connector | 1/4" Inv. Flare x 1/8" FPT | |
| 1051 | 146-2020 | 45° Inverted Flare Female Connector | 1/4" Inv. Flare x 1/4" FPT | |
| 1052 | 146-2510 | 45° Inverted Flare Female Connector | 5/16" Inv. Flare x 1/8" FPT | |
| 1053 | 146-3020 | 45° Inverted Flare Female Connector | 3/8" Inv. Flare x 1/4" FPT | |
| 1054 | 146-4030 | 45° Inverted Flare Female Connector | 1/2" Inv. Flare x 3/8" FPT | |
| 1055 | 146-5040 | 45° Inverted Flare Female Connector | 5/8" Inv. Flare x 1/2" FPT | |
| 1056 | 146-6060 | 45° Inverted Flare Female Connector | 3/4" Inv. Flare x 3/4" FPT |  |
| 1057 | 148-1010 | 45° Inverted Flare Male Connector | 1/8" Inv. Flare x 1/8" MPT | |
| 1058 | 148-1510 | 45° Inverted Flare Male Connector | 3/16" Inv. Flare x 1/8" MPT | |
| 1059 | 148-2010 | 45° Inverted Flare Male Connector | 1/4" Inv. Flare x 1/8" MPT | |
| 1060 | 148-2020 | 45° Inverted Flare Male Connector | 1/4" Inv. Flare x 1/4" MPT | |
| 1061 | 148-2510 | 45° Inverted Flare Male Connector | 5/16" Inv. Flare x 1/8" MPT | |
| 1062 | 148-2520 | 45° Inverted Flare Male Connector | 5/16" Inv. Flare x 1/4" MPT | |
| 1063 | 148-3020 | 45° Inverted Flare Male Connector | 3/8" Inv. Flare x 1/4" MPT | |
| 1064 | 148-3520 | 45° Inverted Flare Male Connector | 7/16" Inv. Flare x 1/4" MPT | |
| 1065 | 148-4020 | 45° Inverted Flare Male Connector | 1/2" Inv. Flare x 1/4" MPT | |
| 1066 | 148-4040 | 45° Inverted Flare Male Connector | 1/2" Inv. Flare x 1/2" MPT | |
| 1067 | 148-5040 | 45° Inverted Flare Male Connector | 5/8" Inv. Flare x 1/2" MPT | |
| 1068 | 148-6060 | 45° Inverted Flare Male Connector | 3/4" Inv. Flare x 3/4" MPT |  |
| 1069 | 149-1010 | 45° Inverted Flare 90° Male Elbow | 1/8" Inv. Flare x 1/8" MPT | |
| 1070 | 149-1510 | 45° Inverted Flare 90° Male Elbow | 3/16" Inv. Flare x 1/8" MPT | |
| 1071 | 149-2010 | 45° Inverted Flare 90° Male Elbow | 1/4" Inv. Flare x 1/8" MPT | |
| 1072 | 149-2020 | 45° Inverted Flare 90° Male Elbow | 1/4" Inv. Flare x 1/4" MPT | |
| 1073 | 149-2510 | 45° Inverted Flare 90° Male Elbow | 5/16" Inv. Flare x 1/8" MPT | |
| 1074 | 149-2520 | 45° Inverted Flare 90° Male Elbow | 5/16" Inv. Flare x 1/4" MPT | |
| 1075 | 149-3010 | 45° Inverted Flare 90° Male Elbow | 3/8" Inv. Flare x 1/8" MPT | |
| 1076 | 149-3020 | 45° Inverted Flare 90° Male Elbow | 3/8" Inv. Flare x 1/4" MPT | |
| 1077 | 149-4020 | 45° Inverted Flare 90° Male Elbow | 1/2" Inv. Flare x 1/4" MPT | |
| 1078 | 149-4030 | 45° Inverted Flare 90° Male Elbow | 1/2" Inv. Flare x 3/8" MPT | |
| 1079 | 149-5030 | 45° Inverted Flare 90° Male Elbow | 5/8" Inv. Flare x 3/8" MPT | |
| 1080 | 149-5040 | 45° Inverted Flare 90° Male Elbow | 5/8" Inv. Flare x 1/2" MPT | |
| 1081 | 149-6060 | 45° Inverted Flare 90° Male Elbow | 3/4" Inv. Flare x 3/4" MPT | |
| 1082 | 149-7060 | 45° Inverted Flare 90° Male Elbow | 7/8" Inv. Flare x 3/4" MPT | |




Garden Hose

| No. | Part No. | Description | Size | Picture |
|------|------------|---------------------------|---|---|
| 1083 | 193-30 | Male Hose Barb | 3/8" Barb x 3/4"-11.5NH Male Hose Thread |  |
| 1084 | 193-40 | Male Hose Barb | 1/2" Barb x 3/4"-11.5NH Male Hose Thread | |
| 1085 | 193-50 | Male Hose Barb | 5/8" Barb x 3/4"-11.5NH Male Hose Thread | |
| 1086 | 193-60 | Male Hose Barb | 3/4" Barb x 3/4"-11.5NH Male Hose Thread | |
| 1087 | 193-80 | Male Hose Barb | 1" Barb x 1-11.5 NPSH Male Hose Thread | |
| 1088 | 195-30 | Female Swivel Hose Barb | 3/8" Barb x 3/4"-11.5NH Female Hose Thread |  |
| 1089 | 195-40 | Female Swivel Hose Barb | 1/2" Barb x 3/4"-11.5NH Female Hose Thread | |
| 1090 | 195-50 | Female Swivel Hose Barb | 5/8" Barb x 3/4"-11.5NH Female Hose Thread | |
| 1091 | 195-60 | Female Swivel Hose Barb | 3/4" Barb x 3/4"-11.5NH Female Hose Thread | |
| 1092 | 195-80 | Female Swivel Hose Barb | 1" Barb x 1-11.5NPSH Female Hose Thread | |
| 1093 | B195-30 | Hose Barb | 3/8" Barb |  |
| 1094 | B195-40 | Hose Barb | 1/2" Barb | |
| 1095 | B195-50 | Hose Barb | 5/8" Barb | |
| 1096 | B195-60 | Hose Barb | 3/4" Barb | |
| 1097 | 196-30 | Male Garden Hose x MPT | 3/8" MPT x 3/4"-11.5NH Male Hose Thread |  |
| 1098 | 196-40 | Male Garden Hose x MPT | 1/2" MPT x 3/4"-11.5NH Male Hose Thread | |
| 1099 | 196-60 | Male Garden Hose x MPT | 3/4" MPT x 3/4"-11.5NH Male Hose Thread | |
| 1100 | 196-80 | Male Garden Hose x MPT | 1" MPT x 3/4"-11.5NH Male Hose Thread | |
| 1101 | SP196-6040 | Male Garden Hose x MPT | 3/4" MPT x 1/2" FPT x 3/4"-11.5NH Male Hose Thread | |
| 1102 | 196-W | Garden Hose Male Coupling | 3/4"-11.5NH Male Hose Thread x 3/4"-11.5NH Male Hose Thread |  |
| 1103 | 197-20 | Male Garden Hose x FPT | 1/4" FPT x 3/4"-11.5NH Male Hose Thread |  |
| 1104 | 197-30 | Male Garden Hose x FPT | 3/8" FPT x 3/4"-11.5NH Male Hose Thread | |
| 1105 | 197-40 | Male Garden Hose x FPT | 1/2" FPT x 3/4"-11.5NH Male Hose Thread | |
| 1106 | 197-60 | Male Garden Hose x FPT | 3/4" FPT x 3/4"-11.5NH Male Hose Thread | |
| 1107 | 198-10 | Female Garden Hose x FPT | 1/8" FPT x 3/4"-11.5NH Female Hose Thread | |
| 1108 | 198-20 | Female Garden Hose x FPT | 1/4" FPT x 3/4"-11.5NH Female Hose Thread |  |
| 1109 | 198-30 | Female Garden Hose x FPT | 3/8" FPT x 3/4"-11.5NH Female Hose Thread | |
| 1110 | 198-40 | Female Garden Hose x FPT | 1/2" FPT x 3/4"-11.5NH Female Hose Thread | |
| 1111 | 198-60 | Female Garden Hose x FPT | 3/4" FPT x 3/4"-11.5NH Female Hose Thread | |

Garden Hose

| No. | Part No. | Description | Size | Picture |
|------|------------|-------------------------------------|--|---|
| 1112 | 199-40 | Female Garden Hose x MPT | 1/2" MPT x 3/4"-11.5NH Female Hose Thread |  |
| 1113 | 199-60 | Female Garden Hose x MPT | 3/4" MPT x 3/4"-11.5NH Female Hose Thread | |
| 1114 | SP199-6040 | Female Garden Hose x MPT | 3/4" MPT x 1/2" FPT x 3/4"-11.5NH Female Hose Thread | |
| 1115 | 199S-20 | Swivel Female Garden Hose Nut x FPT | 1/4" FPT x 3/4"-11.5NH Female Hose Thread |  |
| 1116 | 199S-40 | Swivel Female Garden Hose Nut x FPT | 1/2" FPT x 3/4"-11.5NH Female Hose Thread | |
| 1117 | 199S-60 | Swivel Female Garden Hose Nut x FPT | 3/4" FPT x 3/4"-11.5NH Female Hose Thread | |
| 1118 | 200-WC | Knurled Hose Cap | 1/8" FPT x 3/4"-11.5NH Female |  |
| 1119 | SC200-WC | Knurled Hose Cap (With Steel Chain) | 3/4"-11.5NH Female Hose Thread |  |
| 1120 | 200-W | Knurled Hose Nut | 3/4"-11.5NH Female Hose Thread |  |
| 1121 | 201-H | Garden Hose Nut - Hex | 3/4"-11.5NH Female Hose Thread |  |
| 1122 | 201-W | Knurled Hose Nut | Knurled 3/4"-11.5NH Female Hose Thread |  |

Garden Hose

| 1123 | Part No. | Description | Size | Picture |
|------|----------|--|---|---|
| 1123 | 203-W | Swivel Female Union | 3/4"-11.5NH Female Hose Thread x 3/4"-11.5NH Female Hose Thread |  |
| 1124 | 719-10 | Female Garden Hose x FPT | 1/8" FPT x 3/4"-11.5NH Female Hose Thread |  |
| 1125 | 2CD-40 | Evaporative Cooler Drain with Nut and Gasket Male Garden Hose x FPT | 1/2" FPT x 3/4"-11.5NH Male Hose Thread |  |

Push-on Hose Barbs

| No. | Part No. | Description | Size | Picture |
|------|----------|-------------------------|-----------------------------|---|
| 1126 | 725-2010 | Rigid Male Pipe | 1/4" Hose x 1/8" MPT |  |
| 1127 | 725-2020 | Rigid Male Pipe | 1/4" Hose x 1/4" MPT | |
| 1128 | 725-2030 | Rigid Male Pipe | 1/4" Hose x 3/8" MPT | |
| 1129 | 725-3010 | Rigid Male Pipe | 3/8" Hose x 1/8" MPT | |
| 1130 | 725-3020 | Rigid Male Pipe | 3/8" Hose x 1/4" MPT | |
| 1131 | 725-3030 | Rigid Male Pipe | 3/8" Hose x 3/8" MPT | |
| 1132 | 725-3040 | Rigid Male Pipe | 3/8" Hose x 1/2" MPT | |
| 1133 | 725-4020 | Rigid Male Pipe | 1/2" Hose x 1/4" MPT | |
| 1134 | 725-4030 | Rigid Male Pipe | 1/2" Hose x 3/8" MPT | |
| 1135 | 725-4040 | Rigid Male Pipe | 1/2" Hose x 1/2" MPT | |
| 1136 | 725-4060 | Rigid Male Pipe | 1/2" Hose x 3/4" MPT | |
| 1137 | 725-5030 | Rigid Male Pipe | 5/8" Hose x 3/8" MPT | |
| 1138 | 725-5040 | Rigid Male Pipe | 5/8" Hose x 1/2" MPT | |
| 1139 | 725-5060 | Rigid Male Pipe | 5/8" Hose x 3/4" MPT | |
| 1140 | 725-6040 | Rigid Male Pipe | 3/4" Hose x 1/2" MPT | |
| 1141 | 725-6060 | Rigid Male Pipe | 3/4" Hose x 3/4" MPT | |
| 1142 | 729-20 | Hose Splicer | 1/4" Hose |  |
| 1143 | 729-30 | Hose Splicer | 3/8" Hose | |
| 1144 | 729-40 | Hose Splicer | 1/2" Hose | |
| 1145 | 729-50 | Hose Splicer | 5/8" Hose | |
| 1146 | 729-60 | Hose Splicer | 3/4" Hose | |
| 1147 | 728-2020 | Swivel Female 45° Flare | 1/4" Hose x 1/4" Flare Nut |  |
| 1148 | 728-2025 | Swivel Female 45° Flare | 1/4" Hose x 5/16" Flare Nut | |
| 1149 | 728-3030 | Swivel Female 45° Flare | 3/8" Hose x 3/8" Flare Nut | |
| 1150 | 728-3040 | Swivel Female 45° Flare | 3/8" Hose x 1/2" Flare Nut | |
| 1151 | 728-4040 | Swivel Female 45° Flare | 1/2" Hose x 1/2" Flare Nut | |
| 1152 | 728-4050 | Swivel Female 45° Flare | 1/2" Hose x 5/8" Flare Nut | |
| 1153 | 728-5050 | Swivel Female 45° Flare | 5/8" Hose x 5/8" Flare Nut | |
| 1154 | 728-6050 | Swivel Female 45° Flare | 3/4" Hose x 5/8" Flare Nut | |
| 1155 | 728-6060 | Swivel Female 45° Flare | 3/4" Hose x 3/4" Flare Nut |  |
| 1156 | 738-2020 | Swivel Female 37° Flare | 1/4" Hose x 1/4" Flare Nut | |
| 1157 | 738-2030 | Swivel Female 37° Flare | 1/4" Hose x 3/8" Flare Nut | |
| 1158 | 738-3030 | Swivel Female 37° Flare | 3/8" Hose x 3/8" Flare Nut | |
| 1159 | 738-3040 | Swivel Female 37° Flare | 3/8" Hose x 1/2" Flare Nut | |
| 1160 | 738-4030 | Swivel Female 37° Flare | 1/2" Hose x 3/8" Flare Nut | |
| 1161 | 738-4040 | Swivel Female 37° Flare | 1/2" Hose x 1/2" Flare Nut | |
| 1162 | 738-4050 | Swivel Female 37° Flare | 1/2" Hose x 5/8" Flare Nut | |
| 1163 | 738-6060 | Swivel Female 37° Flare | 3/4" Hose x 3/4" Flare Nut | |
| 1164 | 738-8080 | Swivel Female 37° Flare | 1" Hose x 1" Flare Nut |  |
| 1165 | 739-2010 | 90° Male Pipe Elbow | 1/4" Hose x 1/8" MPT | |
| 1166 | 739-2020 | 90° Male Pipe Elbow | 1/4" Hose x 1/4" MPT | |
| 1167 | 739-3010 | 90° Male Pipe Elbow | 3/8" Hose x 1/8" MPT | |
| 1168 | 739-3020 | 90° Male Pipe Elbow | 3/8" Hose x 1/4" MPT | |
| 1169 | 739-3030 | 90° Male Pipe Elbow | 3/8" Hose x 3/8" MPT | |





Poly Barbs

| No. | Part No. | Description | Size | Picture |
|------|-------------|------------------------------|------------------------|---|
| 1170 | 958-20 | Poly Tubing Plug | 1/4" Tube |  |
| 1171 | 958-30 | Poly Tubing Plug | 3/8" Tube | |
| 1172 | 958-40 | Poly Tubing Plug | 1/2" Tube | |
| 1173 | 962-5/32 | Poly - Barb Union | 5/32" Tube |  |
| 1174 | 962-20-5/32 | Poly - Barb Reducing Union | 1/4" Tube x 5/32" Tube | |
| 1175 | 962-20 | Poly - Barb Union | 1/4" Tube | |
| 1176 | 962-30 | Poly - Barb Union | 3/8" Tube | |
| 1177 | 962-3020 | Poly - Barb Reducing Union | 3/8" Tube x 1/4" Tube | |
| 1178 | 962-40 | Poly - Barb Union | 1/2" Tube |  |
| 1179 | 962BH-20 | Bulkhead Union | 1/4" Tube | |
| 1180 | 962BH-30 | Bulkhead Union | 3/8" Tube | |
| 1181 | 962BH-40 | Bulkhead Union | 1/2" Tube |  |
| 1182 | 964-5/32 | Poly Tubing Union Tee | 5/32" Tube | |
| 1183 | 964-20 | Poly Tubing Union Tee | 1/4" Tube | |
| 1184 | 964-30 | Poly Tubing Union Tee | 3/8" Tube | |
| 1185 | 964-40 | Poly Tubing Union Tee | 1/2" Tube |  |
| 1186 | 965-5/32 | Poly Tubing 90° Union Elbow | 5/32" Tube | |
| 1187 | 965-20 | Poly Tubing 90° Union Elbow | 1/4" Tube | |
| 1188 | 965-30 | Poly Tubing 90° Union Elbow | 3/8" Tube | |
| 1189 | 965-40 | Poly Tubing 90° Union Elbow | 1/2" Tube |  |
| 1190 | 967-2020 | Poly Tubing Comp. Adapter | 1/4" Tube x 1/4" Comp. | |
| 1191 | 968-5/32-10 | Poly Tubing Barb x Male Pipe | 5/32" Tube x 1/8" MPT |  |
| 1192 | 968-2005 | Poly Tubing Barb x Male Pipe | 1/4" Tube x 1/16" MPT | |
| 1193 | 968-2010 | Poly Tubing Barb x Male Pipe | 1/4" Tube x 1/8" MPT | |
| 1194 | 968-2020 | Poly Tubing Barb x Male Pipe | 1/4" Tube x 1/4" MPT | |
| 1195 | 968-3010 | Poly Tubing Barb x Male Pipe | 3/8" Tube x 1/8" MPT | |
| 1196 | 968-3020 | Poly Tubing Barb x Male Pipe | 3/8" Tube x 1/4" MPT | |
| 1197 | 968-3040 | Poly Tubing Barb x Male Pipe | 3/8" Tube x 1/2" MPT | |
| 1198 | 968-4020 | Poly Tubing Barb x Male Pipe | 1/2" Tube x 1/4" MPT | |
| 1199 | 968-4030 | Poly Tubing Barb x Male Pipe | 1/2" Tube x 3/8" MPT | |
| 1200 | 969-5/32-10 | Poly Tubing Elbow x MPT | 5/32" Tube x 1/8" MPT |  |
| 1201 | 969-2005 | Poly Tubing Elbow x MPT | 1/4" Tube x 1/16" MPT | |
| 1202 | 969-2010 | Poly Tubing Elbow x MPT | 1/4" Tube x 1/8" MPT | |
| 1203 | 969-2020 | Poly Tubing Elbow x MPT | 1/4" Tube x 1/4" MPT | |
| 1204 | 969-3010 | Poly Tubing Elbow x MPT | 3/8" Tube x 1/8" MPT | |
| 1205 | 969-3020 | Poly Tubing Elbow x MPT | 3/8" Tube x 1/4" MPT | |
| 1206 | 969-4030 | Poly Tubing Elbow x MPT | 1/2" Tube x 3/8" MPT | |

Air Brake for Copper

| No. | Part No. | Description | Size | Picture |
|------|------------|---------------------------------|-----------------------------|---|
| 1207 | 1160-20 | Air Brake Sleeve | 1/4" AB |  |
| 1208 | 1160-25 | Air Brake Sleeve | 5/16" AB | |
| 1209 | 1160-30 | Air Brake Sleeve | 3/8" AB | |
| 1210 | 1160-40 | Air Brake Sleeve | 1/2" AB | |
| 1211 | 1160-50 | Air Brake Sleeve | 5/8" AB | |
| 1212 | 1160-60 | Air Brake Sleeve | 3/4" AB | |
| 1213 | 1160-80 | Air Brake Sleeve | 1" AB |  |
| 1214 | 1161-20 | Air Brake Long Nut | 1/4" AB | |
| 1215 | 1161-30 | Air Brake Long Nut | 3/8" AB | |
| 1216 | 1161-40 | Air Brake Long Nut | 1/2" AB | |
| 1217 | 1161-50 | Air Brake Long Nut | 5/8" AB | |
| 1218 | 1161-60 | Air Brake Long Nut | 3/4" AB | |
| 1219 | 1161-80 | Air Brake Long Nut | 1" AB |  |
| 1220 | 1162-20 | Air Brake Union | 1/4" AB | |
| 1221 | 1162-30 | Air Brake Union | 3/8" AB | |
| 1222 | 1162-40 | Air Brake Union | 1/2" AB | |
| 1223 | 1162-50 | Air Brake Union | 5/8" AB | |
| 1224 | 1162-60 | Air Brake Union | 3/4" AB | |
| 1225 | B1164-20 | Air Brake Union Tee - Body Only | 1/4" AB x 1/4" AB x 1/4" AB |  |
| 1226 | B1164-30 | Air Brake Union Tee - Body Only | 3/8" AB x 3/8" AB x 3/8" AB | |
| 1227 | B1164-40 | Air Brake Union Tee - Body Only | 1/2" AB x 1/2" AB x 1/2" AB | |
| 1228 | B1164-50 | Air Brake Union Tee - Body Only | 5/8" AB x 5/8" AB x 5/8" AB | |
| 1229 | B1164-60 | Air Brake Union Tee - Body Only | 3/4" AB x 3/4" AB x 3/4" AB | |
| 1230 | B1166-2010 | Air Brake Female Connector | 1/4" AB x 1/8" FPT |  |
| 1231 | B1166-2020 | Air Brake Female Connector | 1/4" AB x 1/4" FPT | |
| 1232 | B1166-3010 | Air Brake Female Connector | 3/8" AB x 1/8" FPT | |
| 1233 | B1166-3020 | Air Brake Female Connector | 3/8" AB x 1/4" FPT | |
| 1234 | B1166-3030 | Air Brake Female Connector | 3/8" AB x 3/8" FPT | |
| 1235 | B1166-4020 | Air Brake Female Connector | 1/2" AB x 1/4" FPT | |
| 1236 | B1166-4030 | Air Brake Female Connector | 1/2" AB x 3/8" FPT | |
| 1237 | B1166-4040 | Air Brake Female Connector | 1/2" AB x 1/2" FPT | |
| 1238 | B1166-5030 | Air Brake Female Connector | 5/8" AB x 3/8" FPT | |
| 1239 | B1166-5040 | Air Brake Female Connector | 5/8" AB x 1/2" FPT | |
| 1240 | B1166-6060 | Air Brake Female Connector | 3/4" AB x 3/4" FPT |  |
| 1241 | 1168-2010 | Air Brake Male Connector | 1/4" AB x 1/8" MPT | |
| 1242 | 1168-2020 | Air Brake Male Connector | 1/4" AB x 1/4" MPT | |
| 1243 | 1168-2030 | Air Brake Male Connector | 1/4" AB x 3/8" MPT | |
| 1244 | 1168-3010 | Air Brake Male Connector | 3/8" AB x 1/8" MPT | |
| 1245 | 1168-3020 | Air Brake Male Connector | 3/8" AB x 1/4" MPT | |
| 1246 | 1168-3030 | Air Brake Male Connector | 3/8" AB x 3/8" MPT | |
| 1247 | 1168-3040 | Air Brake Male Connector | 3/8" AB x 1/2" MPT | |
| 1248 | 1168-4020 | Air Brake Male Connector | 1/2" AB x 1/4" MPT | |
| 1249 | 1168-4030 | Air Brake Male Connector | 1/2" AB x 3/8" MPT | |
| 1250 | 1168-4040 | Air Brake Male Connector | 1/2" AB x 1/2" MPT | |
| 1251 | 1168-4060 | Air Brake Male Connector | 1/2" AB x 3/4" MPT | |
| 1252 | 1168-5030 | Air Brake Male Connector | 5/8" AB x 3/8" MPT | |
| 1253 | 1168-5060 | Air Brake Male Connector | 5/8" AB x 3/4" MPT | |
| 1254 | 1168-6040 | Air Brake Male Connector | 3/4" AB x 1/2" MPT | |
| 1255 | 1168-6060 | Air Brake Male Connector | 3/4" AB x 3/4" MPT | |

Air Brake for Copper

| No. | Part No. | Description | Size | Picture |
|------|------------|---------------------------------------|------------------------------|---|
| 1256 | 1169-2010 | Air Brake 90° Male Elbow | 1/4" AB x 1/8" MPT |  |
| 1257 | 1169-2020 | Air Brake 90° Male Elbow | 1/4" AB x 1/4" MPT | |
| 1258 | 1169-2030 | Air Brake 90° Male Elbow | 1/4" AB x 3/8" MPT | |
| 1259 | 1169-3010 | Air Brake 90° Male Elbow | 3/8" AB x 1/8" MPT | |
| 1260 | 1169-3020 | Air Brake 90° Male Elbow | 3/8" AB x 1/4" MPT | |
| 1261 | 1169-3030 | Air Brake 90° Male Elbow | 3/8" AB x 3/8" MPT | |
| 1262 | 1169-4020 | Air Brake 90° Male Elbow | 1/2" AB x 1/4" MPT | |
| 1263 | 1169-4030 | Air Brake 90° Male Elbow | 1/2" AB x 3/8" MPT | |
| 1264 | 1169-4040 | Air Brake 90° Male Elbow | 1/2" AB x 1/2" MPT | |
| 1265 | 1169-5030 | Air Brake 90° Male Elbow | 5/8" AB x 3/8" MPT | |
| 1266 | 1169-5040 | Air Brake 90° Male Elbow | 5/8" AB x 1/2" MPT |  |
| 1267 | 1169-6040 | Air Brake 90° Male Elbow | 3/4" AB x 1/2" MPT | |
| 1268 | 1169-6060 | Air Brake 90° Male Elbow | 3/4" AB x 3/4" MPT | |
| 1269 | B1171-2010 | Air Brake Male Run Tee - Body Only | 1/4" AB x 1/8" MPT x 1/4" AB | |
| 1270 | B1171-2020 | Air Brake Male Run Tee - Body Only | 1/4" AB x 1/4" MPT x 1/4" AB | |
| 1271 | B1171-3010 | Air Brake Male Run Tee - Body Only | 3/8" AB x 1/8" MPT x 3/8" AB | |
| 1272 | B1171-3020 | Air Brake Male Run Tee - Body Only | 3/8" AB x 1/4" MPT x 3/8" AB | |
| 1273 | B1171-3030 | Air Brake Male Run Tee - Body Only | 3/8" AB x 3/8" MPT x 3/8" AB | |
| 1274 | B1171-4030 | Air Brake Male Run Tee - Body Only | 1/2" AB x 3/8" MPT x 1/2" AB | |
| 1275 | B1171-4040 | Air Brake Male Run Tee - Body Only | 1/2" AB x 1/2" MPT x 1/2" AB | |
| 1276 | B1171-5040 | Air Brake Male Run Tee - Body Only | 5/8" AB x 1/2" MPT x 5/8" AB |  |
| 1277 | B1172-2010 | Air Brake Male Branch Tee - Body Only | 1/4" AB x 1/4" AB x 1/8" MPT | |
| 1278 | B1172-2020 | Air Brake Male Branch Tee - Body Only | 1/4" AB x 1/4" AB x 1/4" MPT | |
| 1279 | B1172-3010 | Air Brake Male Branch Tee - Body Only | 3/8" AB x 3/8" AB x 1/8" MPT | |
| 1280 | B1172-3020 | Air Brake Male Branch Tee - Body Only | 3/8" AB x 3/8" AB x 1/4" MPT | |
| 1281 | B1172-3030 | Air Brake Male Branch Tee - Body Only | 3/8" AB x 3/8" AB x 3/8" MPT | |
| 1282 | B1172-4030 | Air Brake Male Branch Tee - Body Only | 1/2" AB x 1/2" AB x 3/8" MPT | |
| 1283 | B1172-4040 | Air Brake Male Branch Tee - Body Only | 1/2" AB x 1/2" AB x 1/2" MPT | |
| 1284 | B1172-5040 | Air Brake Male Branch Tee - Body Only | 5/8" AB x 5/8" AB x 1/2" MPT | |
| 1285 | B1172-6040 | Air Brake Male Branch Tee - Body Only | 3/4" AB x 3/4" AB x 1/2" MPT |  |
| 1286 | B1174-2010 | Air Brake 45° Male Elbow - Body Only | 1/4" AB x 1/8" MPT | |
| 1287 | B1174-2020 | Air Brake 45° Male Elbow - Body Only | 1/4" AB x 1/4" MPT | |
| 1288 | B1174-3010 | Air Brake 45° Male Elbow - Body Only | 3/8" AB x 1/8" MPT | |
| 1289 | B1174-3020 | Air Brake 45° Male Elbow - Body Only | 3/8" AB x 1/4" MPT | |
| 1290 | B1174-3030 | Air Brake 45° Male Elbow - Body Only | 3/8" AB x 3/8" MPT | |
| 1291 | B1174-4020 | Air Brake 45° Male Elbow - Body Only | 1/2" AB x 1/4" MPT | |
| 1292 | B1174-4030 | Air Brake 45° Male Elbow - Body Only | 1/2" AB x 3/8" MPT | |
| 1293 | B1174-4040 | Air Brake 45° Male Elbow - Body Only | 1/2" AB x 1/2" MPT | |
| 1294 | B1174-5040 | Air Brake 45° Male Elbow - Body Only | 5/8" AB x 1/2" MPT | |
| 1295 | B1174-6040 | Air Brake 45° Male Elbow - Body Only | 3/4" AB x 1/2" MPT | |

Air Brake for Nylon

| No. | Part No. | Description | Size | Picture |
|------|---------------|-------------------------|----------------------|---|
| 1296 | 660-10 | Suregrip Sleeve | 1/8" AB |  Stream Tapware Corp. |
| 1297 | 660-5/32 | Suregrip Sleeve | 5/32" AB | |
| 1298 | 661-10 | Suregrip Nut | 1/8" AB |  Stream Tapware Corp. |
| 1299 | 661-5/32 | Suregrip Nut | 5/32" AB | |
| 1300 | 662-10 | Suregrip Union | 1/8" AB |  Stream Tapware Corp. |
| 1301 | 662-5/32 | Suregrip Union | 5/32" AB | |
| 1302 | 668-1010 | Suregrip Male Connector | 1/8" AB x 1/8" MPT |  Stream Tapware Corp. |
| 1303 | 668-1005 | Suregrip Male Connector | 1/8" AB x 1/16" MPT | |
| 1304 | 668-5/32-5/32 | Suregrip Male Connector | 5/32" AB x 5/32" MPT | |
| 1305 | 668-5/32-10 | Suregrip Male Connector | 5/32" AB x 1/8" MPT | |
| 1306 | 668-5/32-05 | Suregrip Male Connector | 5/32" AB x 1/16" MPT | |
| 1307 | 669-1010 | Suregrip Male Elbow | 1/8" AB x 1/8" MPT |  Stream Tapware Corp. |
| 1308 | 669-5/32-10 | Suregrip Male Elbow | 5/32" AB x 1/8" MPT | |
| 1309 | 669-1005 | Suregrip Male Elbow | 1/8" AB x 1/16" MPT | |
| 1310 | 1460-15 | Air Brake Sleeve | 3/16" AB |  Stream Tapware Corp. |
| 1311 | 1460-20 | Air Brake Sleeve | 1/4" AB | |
| 1312 | 1460-30 | Air Brake Sleeve | 3/8" AB | |
| 1313 | 1460-40 | Air Brake Sleeve | 1/2" AB | |
| 1314 | 1460-50 | Air Brake Sleeve | 5/8" AB | |
| 1315 | 1460-60 | Air Brake Sleeve | 3/4" AB | |
| 1316 | 1461-15 | Air Brake Nut | 3/16" AB |  Stream Tapware Corp. |
| 1317 | 1461-20 | Air Brake Nut | 1/4" AB | |
| 1318 | 1461-30 | Air Brake Nut | 3/8" AB | |
| 1319 | 1461-40 | Air Brake Nut | 1/2" AB | |
| 1320 | 1461-50 | Air Brake Nut | 5/8" AB | |
| 1321 | 1461-60 | Air Brake Nut | 3/4" AB | |
| 1322 | 1462-20 | Air Brake Union | 1/4" AB |  Stream Tapware Corp. |
| 1323 | 1462-30 | Air Brake Union | 3/8" AB | |
| 1324 | 1462-40 | Air Brake Union | 1/2" AB | |
| 1325 | 1462-50 | Air Brake Union | 5/8" AB | |
| 1326 | 1462-60 | Air Brake Union | 3/4" AB | |

Air Brake for Nylon

| No. | Part No. | Description | Size | Picture |
|------|-----------|----------------------------|---------------------|---|
| 1327 | 1464-20 | Air Brake Union Tee | 1/4" AB All Ends |  |
| 1328 | 1464-30 | Air Brake Union Tee | 3/8" AB All Ends | |
| 1329 | 1464-40 | Air Brake Union Tee | 1/2" AB All Ends | |
| 1330 | 1464-50 | Air Brake Union Tee | 5/8" AB All Ends | |
| 1331 | 1464-60 | Air Brake Union Tee | 3/4" AB All Ends | |
| 1332 | 1465-20 | Air Brake 90° Union Elbow | 1/4" AB |  |
| 1333 | 1465-30 | Air Brake 90° Union Elbow | 3/8" AB | |
| 1334 | 1465-40 | Air Brake 90° Union Elbow | 1/2" AB | |
| 1335 | 1465-50 | Air Brake 90° Union Elbow | 5/8" AB | |
| 1336 | 1465-60 | Air Brake 90° Union Elbow | 3/4" AB | |
| 1337 | 1466-2010 | Air Brake Female Connector | 1/4" AB x 1/8" FPT |  |
| 1338 | 1466-2020 | Air Brake Female Connector | 1/4" AB x 1/4" FPT | |
| 1339 | 1466-3010 | Air Brake Female Connector | 3/8" AB x 1/8" FPT | |
| 1340 | 1466-3020 | Air Brake Female Connector | 3/8" AB x 1/4" FPT | |
| 1341 | 1466-3030 | Air Brake Female Connector | 3/8" AB x 3/8" FPT | |
| 1342 | 1466-4030 | Air Brake Female Connector | 1/2" AB x 3/8" FPT | |
| 1343 | 1466-4040 | Air Brake Female Connector | 1/2" AB x 1/2" FPT | |
| 1344 | 1466-5030 | Air Brake Female Connector | 5/8" AB x 3/8" FPT | |
| 1345 | 1466-5040 | Air Brake Female Connector | 5/8" AB x 1/2" FPT |  |
| 1346 | 1468-1510 | Air Brake Male Connector | 3/16" AB x 1/8" MPT | |
| 1347 | 1468-2010 | Air Brake Male Connector | 1/4" AB x 1/8" MPT | |
| 1348 | 1468-2020 | Air Brake Male Connector | 1/4" AB x 1/4" MPT | |
| 1349 | 1468-2030 | Air Brake Male Connector | 1/4" AB x 3/8" MPT | |
| 1350 | 1468-3010 | Air Brake Male Connector | 3/8" AB x 1/8" MPT | |
| 1351 | 1468-3020 | Air Brake Male Connector | 3/8" AB x 1/4" MPT | |
| 1352 | 1468-3030 | Air Brake Male Connector | 3/8" AB x 3/8" MPT | |
| 1353 | 1468-3040 | Air Brake Male Connector | 3/8" AB x 1/2" MPT | |
| 1354 | 1468-4020 | Air Brake Male Connector | 1/2" AB x 1/4" MPT | |
| 1355 | 1468-4030 | Air Brake Male Connector | 1/2" AB x 3/8" MPT | |
| 1356 | 1468-4040 | Air Brake Male Connector | 1/2" AB x 1/2" MPT | |
| 1357 | 1468-5030 | Air Brake Male Connector | 5/8" AB x 3/8" MPT | |
| 1358 | 1468-5040 | Air Brake Male Connector | 5/8" AB x 1/2" MPT | |
| 1359 | 1468-6040 | Air Brake Male Connector | 3/4" AB x 1/2" MPT | |
| 1360 | 1468-6060 | Air Brake Male Connector | 3/4" AB x 3/4" MPT | |
| 1361 | 1469-1510 | Air Brake 90° Male Elbow | 3/16" AB x 1/8" MPT |  |
| 1362 | 1469-2010 | Air Brake 90° Male Elbow | 1/4" AB x 1/8" MPT | |
| 1363 | 1469-2020 | Air Brake 90° Male Elbow | 1/4" AB x 1/4" MPT | |
| 1364 | 1469-2030 | Air Brake 90° Male Elbow | 1/4" AB x 3/8" MPT | |
| 1365 | 1469-3010 | Air Brake 90° Male Elbow | 3/8" AB x 1/8" MPT | |
| 1366 | 1469-3020 | Air Brake 90° Male Elbow | 3/8" AB x 1/4" MPT | |
| 1367 | 1469-3030 | Air Brake 90° Male Elbow | 3/8" AB x 3/8" MPT | |
| 1368 | 1469-3040 | Air Brake 90° Male Elbow | 3/8" AB x 1/2" MPT | |
| 1369 | 1469-4020 | Air Brake 90° Male Elbow | 1/2" AB x 1/4" MPT | |
| 1370 | 1469-4030 | Air Brake 90° Male Elbow | 1/2" AB x 3/8" MPT | |
| 1371 | 1469-4040 | Air Brake 90° Male Elbow | 1/2" AB x 1/2" MPT | |
| 1372 | 1469-5040 | Air Brake 90° Male Elbow | 5/8" AB x 1/2" MPT | |
| 1373 | 1469-5060 | Air Brake 90° Male Elbow | 5/8" AB x 3/4" MPT | |
| 1374 | 1469-6040 | Air Brake 90° Male Elbow | 3/4" AB x 1/2" MPT | |
| 1375 | 1469-6060 | Air Brake 90° Male Elbow | 3/4" AB x 3/4" MPT | |

Air Brake for Nylon

| No. | Part No. | Description | Size | Picture |
|------|------------|------------------------------------|------------------------------|---|
| 1376 | 1470-2010 | Air Brake 90° Female Elbow | 1/4" AB x 1/8" FPT |  |
| 1377 | 1470-2020 | Air Brake 90° Female Elbow | 1/4" AB x 1/4" FPT | |
| 1378 | 1470-3020 | Air Brake 90° Female Elbow | 3/8" AB x 1/4" FPT | |
| 1379 | 1470-3030 | Air Brake 90° Female Elbow | 3/8" AB x 3/8" FPT | |
| 1380 | 1470-4030 | Air Brake 90° Female Elbow | 1/2" AB x 3/8" FPT | |
| 1381 | 1470-4040 | Air Brake 90° Female Elbow | 1/2" AB x 1/2" FPT | |
| 1382 | 1470-5040 | Air Brake 90° Female Elbow | 5/8" AB x 1/2" FPT |  |
| 1383 | 1471-2010 | Air Brake Male Run Tee | 1/4" AB x 1/8" MPT x 1/4" AB | |
| 1384 | 1471-2020 | Air Brake Male Run Tee | 1/4" AB x 1/4" MPT x 1/4" AB | |
| 1385 | 1471-3020 | Air Brake Male Run Tee | 3/8" AB x 1/4" MPT x 3/8" AB | |
| 1386 | 1471-3030 | Air Brake Male Run Tee | 3/8" AB x 3/8" MPT x 3/8" AB | |
| 1387 | 1471-4030 | Air Brake Male Run Tee | 1/2" AB x 3/8" MPT x 1/2" AB | |
| 1388 | 1471-4040 | Air Brake Male Run Tee | 1/2" AB x 1/2" MPT x 1/2" AB |  |
| 1389 | 1471-5040 | Air Brake Male Run Tee | 5/8" AB x 1/2" MPT x 5/8" AB | |
| 1390 | 1472-2010 | Air Brake Male Branch Tee | 1/4" AB x 1/4" AB x 1/8" MPT | |
| 1391 | 1472-2020 | Air Brake Male Branch Tee | 1/4" AB x 1/4" AB x 1/4" MPT | |
| 1392 | 1472-3010F | Air Brake Male Branch Tee - Forged | 3/8" AB x 3/8" AB x 1/8" MPT | |
| 1393 | 1472-3020 | Air Brake Male Branch Tee | 3/8" AB x 3/8" AB x 1/4" MPT | |
| 1394 | 1472-3030 | Air Brake Male Branch Tee | 3/8" AB x 3/8" AB x 3/8" MPT |  |
| 1395 | 1472-4020 | Air Brake Male Branch Tee | 1/2" AB x 1/2" AB x 1/4" MPT | |
| 1396 | 1472-4030 | Air Brake Male Branch Tee | 1/2" AB x 1/2" AB x 3/8" MPT | |
| 1397 | 1472-4040 | Air Brake Male Branch Tee | 1/2" AB x 1/2" AB x 1/2" MPT | |
| 1398 | 1472-5040 | Air Brake Male Branch Tee | 5/8" AB x 5/8" AB x 1/2" MPT | |
| 1399 | 1474-2010 | Air Brake 45° Elbow | 1/4" AB x 1/8" MPT | |
| 1400 | 1474-2020 | Air Brake 45° Elbow | 1/4" AB x 1/4" MPT |  |
| 1401 | 1474-3020 | Air Brake 45° Elbow | 3/8" AB x 1/4" MPT | |
| 1402 | 1474-3030 | Air Brake 45° Elbow | 3/8" AB x 3/8" MPT | |
| 1403 | 1474-4020 | Air Brake 45° Elbow | 1/2" AB x 1/4" MPT | |
| 1404 | 1474-4030 | Air Brake 45° Elbow | 1/2" AB x 3/8" MPT | |
| 1405 | 1474-4040 | Air Brake 45° Elbow | 1/2" AB x 1/2" MPT | |
| 1406 | 1474-5030 | Air Brake 45° Elbow | 5/8" AB x 3/8" MPT |  |
| 1407 | 1474-5040 | Air Brake 45° Elbow | 5/8" AB x 1/2" MPT | |
| 1408 | 1474-6040 | Air Brake 45° Elbow | 3/4" AB x 1/2" MPT | |
| 1409 | 1477-20 | Air Brake Bulkhead Union | 1/4" AB | |
| 1410 | 1477-30 | Air Brake Bulkhead Union | 3/8" AB | |
| 1411 | 1477-40 | Air Brake Bulkhead Union | 1/2" AB | |
| 1412 | 1481-20 | Air Brake Loose Insert | 1/4" AB |  |
| 1413 | 1481-25 | Air Brake Loose Insert | 5/16" AB | |
| 1414 | 1481-30 | Air Brake Loose Insert | 3/8" AB | |
| 1415 | 1481-40 | Air Brake Loose Insert | 1/2" AB | |
| 1416 | 1481-50 | Air Brake Loose Insert | 5/8" AB | |
| 1417 | 1481-60 | Air Brake Loose Insert | 3/4" AB | |



Air Brake for Hose Ends

| No. | Part No. | Description | Size | Picture |
|------|------------|--------------------------------------|----------------------|---|
| 1418 | 1490-30 | Air Brake Hose Sleeve | 3/8" Hose |  |
| 1419 | 1490-40 | Air Brake Hose Sleeve | 1/2" Hose | |
| 1420 | 1491-30 | Air Brake Hose Nut | 3/8" Hose |  |
| 1421 | 1491-40 | Air Brake Hose Nut | 1/2" Hose | |
| 1422 | 1492-3S | Air Brake Hose Splicer | 3/8" Hose |  |
| 1423 | 1492-4S | Air Brake Hose Splicer | 1/2" Hose | |
| 1424 | B1492-3S | Air Brake Hose Splicer Body Only | 3/8" Hose |  |
| 1425 | B1492-4S | Air Brake Hose Splicer Body Only | 1/2" Hose | |
| 1426 | 1494-30 | Air Brake Hose Nut with Steel Spring | 3/8" Hose |  |
| 1427 | 1494-40 | Air Brake Hose Nut with Steel Spring | 1/2" Hose | |
| 1428 | 1494N-30 | Air Brake Hose Nut - Nut Only | 3/8" Hose |  |
| 1429 | 1494N-40 | Air Brake Hose Nut - Nut Only | 1/2" Hose | |
| 1430 | 1492-3020 | Air Brake Hose Connector | 3/8" Hose x 1/4" MPT |  |
| 1431 | 1492-3030 | Air Brake Hose Connector | 3/8" Hose x 3/8" MPT | |
| 1432 | 1492-3040 | Air Brake Hose Connector | 3/8" Hose x 1/2" MPT | |
| 1433 | 1492-4030 | Air Brake Hose Connector | 1/2" Hose x 3/8" MPT | |
| 1434 | 1492-4040 | Air Brake Hose Connector | 1/2" Hose x 1/2" MPT | |
| 1435 | B1492-3020 | Air Brake Hose Connector - Body Only | 3/8" Hose x 1/4" MPT |  |
| 1436 | B1492-3030 | Air Brake Hose Connector - Body Only | 3/8" Hose x 3/8" MPT | |
| 1437 | B1492-3040 | Air Brake Hose Connector - Body Only | 3/8" Hose x 1/2" MPT | |
| 1438 | B1492-4030 | Air Brake Hose Connector - Body Only | 1/2" Hose x 3/8" MPT | |
| 1439 | B1492-4040 | Air Brake Hose Connector - Body Only | 1/2" Hose x 1/2" MPT | |



Air Brake for Hose Ends

| No. | Part No. | Description | Size | Picture |
|------|------------|----------------------------------|---|---|
| 1440 | B1492SW-30 | Swivel Coupler ASSY - Body Only | 3/8" Hose x 3/4"-20 UNF Female Thread |  |
| 1441 | B1492SW-40 | Swivel Coupler ASSY - Body Only | 1/2" Hose x 7/8"-20 UNF Female Thread | |
| 1442 | B1495-20 | Bulkhead Coupling - Body Only | 1/4" FPT x 31/32" Long |  |
| 1443 | B1495-30 | Bulkhead Coupling - Body Only | 3/8" FPT x 1-5/16" Long | |
| 1444 | B1495-40 | Bulkhead Coupling - Body Only | 1/2" FPT x 1-1/2" Long | |
| 1445 | N1495-20 | Nut of Bulkhead Coupling | 3/4"-16 UNF |  |
| 1446 | N1495-30 | Nut of Bulkhead Coupling | 1"-14 UNF | |
| 1447 | N1495-40 | Nut of Bulkhead Coupling | 1-1/8"-14 UNF | |
| 1448 | 1495-10 | Bulkhead Coupling | 1/8" FPT x 5/8"-18 UNF x 1.50" Long (With Steel Lock Washer) |  |
| 1449 | 1495-20 | Bulkhead Coupling | 1/4" FPT x 3/4"-16 UNF x 0.94" Long (With Steel Lock Washer) | |
| 1450 | 1495L-20 | Bulkhead Coupling (Long Pattern) | 1/4" FPT x 3/4"-16 UNF x 1.5" Long (With Steel Lock Washer) | |
| 1451 | 1495-30 | Bulkhead Coupling | 3/8" FPT x 1"-14 UNF x 1-5/16" Long (With Steel Lock Washer) | |
| 1452 | 1495-40 | Bulkhead Coupling | 1/2" FPT x 1-1/8"-14 UNF x 1-1/2" Long (With Steel Lock Washer) | |
| 1453 | TH396-30 | Bulkhead Coupling | 3/8" Tube x 3/8" FPT x 1.50" Long (With Steel Lock Washer) |  |
| 1454 | 1501-3020 | Air Brake Hose Male Adapter | 3/4"-20 Straight Thread x 1/4" MPT |  |
| 1455 | 1501-3030 | Air Brake Hose Male Adapter | 3/4"-20 Straight Thread x 3/8" MPT | |
| 1456 | 1501-4030 | Air Brake Hose Male Adapter | 7/8"-20 Straight Thread x 3/8" MPT | |
| 1457 | 1501-4040 | Air Brake Hose Male Adapter | 7/8"-20 Straight Thread x 1/2" MPT | |

Push-to-Connect (DOT Certified)

| No. | Part No. | Description | Size | Picture |
|------|----------------|-------------------------------|-------------------------|---|
| 1458 | PC1462-10 | Union Coupling | 1/8" Tube x 1/8" Tube |  |
| 1459 | PC1462-5/32 | Union Coupling | 5/32" Tube x 5/32" Tube | |
| 1460 | PC1462-15 | Union Coupling | 3/16" Tube x 3/16" Tube | |
| 1461 | PC1462-20 | Union Coupling | 1/4" Tube x 1/4" Tube | |
| 1462 | PC1462-2030 | Union Coupling | 1/4" Tube x 3/8" Tube | |
| 1463 | PC1462-5/16 | Union Coupling | 5/16" Tube x 5/16" Tube | |
| 1464 | PC1462-30 | Union Coupling | 3/8" Tube x 3/8" Tube | |
| 1465 | PC1462-3040 | Union Coupling | 3/8" Tube x 1/2" Tube | |
| 1466 | PC1462-40 | Union Coupling | 1/2" Tube x 1/2" Tube | |
| 1467 | PC1462-50 | Union Coupling | 5/8" Tube x 5/8" Tube | |
| 1468 | PC1462-60 | Union Coupling | 3/4" Tube x 3/4" Tube |  |
| 1469 | PC1466-1010 | Connector Tube to Female Pipe | 1/8" Tube x 1/8" FPT | |
| 1470 | PC1466-5/32-10 | Connector Tube to Female Pipe | 5/32" Tube x 1/8" FPT | |
| 1471 | PC1466-2010 | Connector Tube to Female Pipe | 1/4" Tube x 1/8" FPT | |
| 1472 | PC1466-2020 | Connector Tube to Female Pipe | 1/4" Tube x 1/4" FPT | |
| 1473 | PC1466-3020 | Connector Tube to Female Pipe | 3/8" Tube x 1/4" FPT | |
| 1474 | PC1466-3030 | Connector Tube to Female Pipe | 3/8" Tube x 3/8" FPT | |
| 1475 | PC1466-3040 | Connector Tube to Female Pipe | 3/8" Tube x 1/2" FPT | |
| 1476 | PC1466-4020 | Connector Tube to Female Pipe | 1/2" Tube x 1/4" FPT | |
| 1477 | PC1466-4030 | Connector Tube to Female Pipe | 1/2" Tube x 3/8" FPT | |
| 1478 | PC1466-4040 | Connector Tube to Female Pipe | 1/2" Tube x 1/2" FPT | |



Push-to-Connect (DOT Certified)

| No. | Part No. | Description | Size | Picture |
|------|------------------|-----------------------------|------------------------|---|
| 1479 | PC1468-10-1/16 | Connector Tube to Male Pipe | 1/8" Tube x 1/16" MPT |  |
| 1480 | PC1468-1010 | Connector Tube to Male Pipe | 1/8" Tube x 1/8" MPT | |
| 1481 | PC1468-15-1032 | Connector Tube to Male Pipe | 3/16" Tube x 10-32 | |
| 1482 | PC1468-15-1/16 | Connector Tube to Male Pipe | 3/16" Tube x 1/16" MPT | |
| 1483 | PC1468-1510 | Connector Tube to Male Pipe | 3/16" Tube x 1/8" MPT | |
| 1484 | PC1468-1520 | Connector Tube to Male Pipe | 3/16" Tube x 1/4" MPT | |
| 1485 | PC1468-5/32-1032 | Connector Tube to Male Pipe | 5/32" Tube x 10-32 | |
| 1486 | PC1468-5/32-1/16 | Connector Tube to Male Pipe | 5/32" Tube x 1/16" MPT | |
| 1487 | PC1468-5/32-10 | Connector Tube to Male Pipe | 5/32" Tube x 1/8" MPT | |
| 1488 | PC1468-5/32-20 | Connector Tube to Male Pipe | 5/32" Tube x 1/4" MPT | |
| 1489 | PC1468-20-1032 | Connector Tube to Male Pipe | 1/4" Tube x 10-32 | |
| 1490 | PC1468-20-1/16 | Connector Tube to Male Pipe | 1/4" Tube x 1/16" MPT | |
| 1491 | PC1468-2010 | Connector Tube to Male Pipe | 1/4" Tube x 1/8" MPT | |
| 1492 | PC1468-2020 | Connector Tube to Male Pipe | 1/4" Tube x 1/4" MPT | |
| 1493 | PC1468-2030 | Connector Tube to Male Pipe | 1/4" Tube x 3/8" MPT | |
| 1494 | PC1468-2040 | Connector Tube to Male Pipe | 1/4" Tube x 1/2" MPT | |
| 1495 | PC1468-3010 | Connector Tube to Male Pipe | 3/8" Tube x 1/8" MPT | |
| 1496 | PC1468-3020 | Connector Tube to Male Pipe | 3/8" Tube x 1/4" MPT | |
| 1497 | PC1468L-3020 | Connector Tube to Male Pipe | 3/8" Tube x 1/4" MPT | |
| 1498 | PC1468-3030 | Connector Tube to Male Pipe | 3/8" Tube x 3/8" MPT | |
| 1499 | PC1468-3040 | Connector Tube to Male Pipe | 3/8" Tube x 1/2" MPT | |
| 1500 | PC1468-3060 | Connector Tube to Male Pipe | 3/8" Tube x 3/4" MPT | |
| 1501 | PC1468-4020 | Connector Tube to Male Pipe | 1/2" Tube x 1/4" MPT | |
| 1502 | PC1468-4030 | Connector Tube to Male Pipe | 1/2" Tube x 3/8" MPT | |
| 1503 | PC1468-4040 | Connector Tube to Male Pipe | 1/2" Tube x 1/2" MPT | |
| 1504 | PC1468-4060 | Connector Tube to Male Pipe | 1/2" Tube x 3/4" MPT | |
| 1505 | PC1468-5030 | Connector Tube to Male Pipe | 5/8" Tube x 3/8" MPT | |
| 1506 | PC1468-5040 | Connector Tube to Male Pipe | 5/8" Tube x 1/2" MPT | |
| 1507 | PC1468-5060 | Connector Tube to Male Pipe | 5/8" Tube x 3/4" MPT | |
| 1508 | PC1468-6040 | Connector Tube to Male Pipe | 3/4" Tube x 1/2" MPT | |
| 1509 | PC1468-6060 | Connector Tube to Male Pipe | 3/4" Tube x 3/4" MPT | |
| 1510 | PC1477-10 | Bulkhead Union | 1/8" Tube |  |
| 1511 | PC1477-5/32 | Bulkhead Union | 5/32" Tube | |
| 1512 | PC1477-15 | Bulkhead Union | 3/16" Tube | |
| 1513 | PC1477-20 | Bulkhead Union | 1/4" Tube | |
| 1514 | PC1477-30 | Bulkhead Union | 3/8" Tube | |
| 1515 | PC1477-40 | Bulkhead Union | 1/2" Tube | |
| 1516 | PC1477-50 | Bulkhead Union | 5/8" Tube | |





Push-to-Connect (DOT Certified)

| No. | Part No. | Description | Size | Picture |
|------|---------------|---------------------------------------|-----------------------------|---|
| 1517 | PC1486-2010 | Bulkhead Union Tube to Female Pipe | 1/4" Tube x 1/8" FPT |  |
| 1518 | PC1486-2020 | Bulkhead Union Tube to Female Pipe | 1/4" Tube x 1/4" FPT | |
| 1519 | PC1486-3020 | Bulkhead Union Tube to Female Pipe | 3/8" Tube x 1/4" FPT | |
| 1520 | PC1486-3030 | Bulkhead Union Tube to Female Pipe | 3/8" Tube x 3/8" FPT | |
| 1521 | PC1486-4030 | Bulkhead Union Tube to Female Pipe | 1/2" Tube x 3/8" FPT | |
| 1522 | PC1486-4040 | Bulkhead Union Tube to Female Pipe | 1/2" Tube x 1/2" FPT | |
| 1523 | PC1483-3040 | Bulkhead Union Tube to Male Pipe | 3/8" Tube x 1/2" MPT |  |
| 1524 | PC1483-4040 | Bulkhead Union Tube to Male Pipe | 1/2" Tube x 1/2" MPT | |
| 1525 | PC1465-10 | 90° Elbow Tube to Tube | 1/8" Tube x 1/8" Tube 90° |  |
| 1526 | PC1465-5/32 | 90° Elbow Tube to Tube | 5/32" Tube x 5/32" Tube 90° | |
| 1527 | PC1465-20 | 90° Elbow Tube to Tube | 1/4" Tube x 1/4" Tube 90° | |
| 1528 | PC1465-30 | 90° Elbow Tube to Tube | 3/8" Tube x 3/8" Tube 90° | |
| 1529 | PC1465-40 | 90° Elbow Tube to Tube | 1/2" Tube x 1/2" Tube 90° | |
| 1530 | PC1470-2010 | 90° Elbow Tube to Female Pipe | 1/4" Tube x 1/8" FPT 90° |  |
| 1531 | PC1470-2020 | 90° Elbow Tube to Female Pipe | 1/4" Tube x 1/4" FPT 90° | |
| 1532 | PC1470-2030 | 90° Elbow Tube to Female Pipe | 1/4" Tube x 3/8" FPT 90° | |
| 1533 | PC1470-3020 | 90° Elbow Tube to Female Pipe | 3/8" Tube x 1/4" FPT 90° | |
| 1534 | PC1470-3030 | 90° Elbow Tube to Female Pipe | 3/8" Tube x 3/8" FPT 90° | |
| 1535 | PC1470-4030 | 90° Elbow Tube to Female Pipe | 1/2" Tube x 3/8" FPT 90° | |
| 1536 | PC1470-4040 | 90° Elbow Tube to Female Pipe | 1/2" Tube x 1/2" FPT 90° |  |
| 1537 | PC1470SW-4040 | 90° Elbow Tube to Female Pipe, Swivel | 1/2" Tube x 1/2" FPT 90° | |





Push-to-Connect (DOT Certified)

| No. | Part No. | Description | Size | Picture |
|------|--------------------|-------------------------------------|----------------------------|---|
| 1538 | PC1469-1010 | 90° Elbow Tube to Male Pipe | 1/8" Tube x 1/8" MPT 90° |  |
| 1539 | PC1469-5/32-1/16 | 90° Elbow Tube to Male Pipe | 5/32" Tube x 1/16" MPT 90° | |
| 1540 | PC1469-1510 | 90° Elbow Tube to Male Pipe | 3/16" Tube x 1/8" MPT 90° | |
| 1541 | PC1469-5/32-10 | 90° Elbow Tube to Male Pipe | 5/32" Tube x 1/8" MPT 90° | |
| 1542 | PC1469-2010 | 90° Elbow Tube to Male Pipe | 1/4" Tube x 1/8" MPT 90° | |
| 1543 | PC1469-2020 | 90° Elbow Tube to Male Pipe | 1/4" Tube x 1/4" MPT 90° | |
| 1544 | PC1469-2030 | 90° Elbow Tube to Male Pipe | 1/4" Tube x 3/8" MPT 90° | |
| 1545 | PC1469-2040 | 90° Elbow Tube to Male Pipe | 1/4" Tube x 1/2" MPT 90° | |
| 1546 | PC1469-3010 | 90° Elbow Tube to Male Pipe | 3/8" Tube x 1/8" MPT 90° | |
| 1547 | PC1469-3020 | 90° Elbow Tube to Male Pipe | 3/8" Tube x 1/4" MPT 90° | |
| 1548 | PC1469-3030 | 90° Elbow Tube to Male Pipe | 3/8" Tube x 3/8" MPT 90° | |
| 1549 | PC1469-3040 | 90° Elbow Tube to Male Pipe | 3/8" Tube x 1/2" MPT 90° | |
| 1550 | PC1469-4020 | 90° Elbow Tube to Male Pipe | 1/2" Tube x 1/4" MPT 90° | |
| 1551 | PC1469-4030 | 90° Elbow Tube to Male Pipe | 1/2" Tube x 3/8" MPT 90° | |
| 1552 | PC1469-4040 | 90° Elbow Tube to Male Pipe | 1/2" Tube x 1/2" MPT 90° | |
| 1553 | PC1469-5030 | 90° Elbow Tube to Male Pipe | 5/8" Tube x 3/8" MPT 90° | |
| 1554 | PC1469-5040 | 90° Elbow Tube to Male Pipe | 5/8" Tube x 1/2" MPT 90° | |
| 1555 | PC1469-6030 | 90° Elbow Tube to Male Pipe | 3/4" Tube x 3/8" MPT 90° | |
| 1556 | PC1469-6040 | 90° Elbow Tube to Male Pipe | 3/4" Tube x 1/2" MPT 90° | |
| 1557 | PC1469-6060 | 90° Elbow Tube to Male Pipe | 3/4" Tube x 3/4" MPT 90° | |
| 1558 | PC1469SW-1010 | 90° Elbow Tube to Male Pipe | 1/8" Tube x 1/8" MPT 90° |  |
| 1559 | PC1469SW-1020 | 90° Elbow Tube to Male Pipe | 1/8" Tube x 1/4" MPT 90° | |
| 1560 | PC1469SW-5/32-1032 | 90° Elbow Tube to Male Pipe, Swivel | 5/32" Tube x 10-32 90° | |
| 1561 | PC1469SW-5/32-10 | 90° Elbow Tube to Male Pipe, Swivel | 5/32" Tube x 1/8 MPT 90° | |
| 1562 | PC1469SW-5/32-20 | 90° Elbow Tube to Male Pipe, Swivel | 5/32" Tube x 1/4 MPT 90° | |
| 1563 | PC1469SW-1510 | 90° Elbow Tube to Male Pipe, Swivel | 3/16" Tube x 1/8 MPT 90° | |
| 1564 | PC1469SW-20-1032 | 90° Elbow Tube to Male Pipe, Swivel | 1/4" Tube x 10-32 90° | |
| 1565 | PC1469SW-2010 | 90° Elbow Tube to Male Pipe, Swivel | 1/4" Tube x 1/8" MPT 90° | |
| 1566 | PC1469SW-2020 | 90° Elbow Tube to Male Pipe, Swivel | 1/4" Tube x 1/4" MPT 90° | |
| 1567 | PC1469SW-2030 | 90° Elbow Tube to Male Pipe, Swivel | 1/4" Tube x 3/8" MPT 90° | |
| 1568 | PC1469SW-2040 | 90° Elbow Tube to Male Pipe, Swivel | 1/4" Tube x 1/2" MPT 90° | |
| 1569 | PC1469SW-25-10 | 90° Elbow Tube to Male Pipe, Swivel | 5/16" Tube x 1/8 MPT 90° | |
| 1570 | PC1469SW-25-20 | 90° Elbow Tube to Male Pipe, Swivel | 5/16" Tube x 1/4 MPT 90° | |
| 1571 | PC1469SW-25-30 | 90° Elbow Tube to Male Pipe, Swivel | 5/16" Tube x 3/8 MPT 90° | |
| 1572 | PC1469SW-3010 | 90° Elbow Tube to Male Pipe, Swivel | 3/8" Tube x 1/8" MPT 90° | |
| 1573 | PC1469SW-3020 | 90° Elbow Tube to Male Pipe, Swivel | 3/8" Tube x 1/4" MPT 90° | |
| 1574 | PC1469SW-3030 | 90° Elbow Tube to Male Pipe, Swivel | 3/8" Tube x 3/8" MPT 90° | |
| 1575 | PC1469SW-3040 | 90° Elbow Tube to Male Pipe, Swivel | 3/8" Tube x 1/2" MPT 90° | |
| 1576 | PC1469SW-3060 | 90° Elbow Tube to Male Pipe, Swivel | 3/8" Tube x 3/4" MPT 90° | |
| 1577 | PC1469SW-4020 | 90° Elbow Tube to Male Pipe, Swivel | 1/2" Tube x 1/4" MPT 90° | |
| 1578 | PC1469SW-4030 | 90° Elbow Tube to Male Pipe, Swivel | 1/2" Tube x 3/8" MPT 90° | |
| 1579 | PC1469SW-4040 | 90° Elbow Tube to Male Pipe, Swivel | 1/2" Tube x 1/2" MPT 90° | |
| 1580 | PC1469SW-4060 | 90° Elbow Tube to Male Pipe, Swivel | 1/2" Tube x 3/4" MPT 90° | |
| 1581 | PC1469SW-5030 | 90° Elbow Tube to Male Pipe, Swivel | 5/8" Tube x 3/8" MPT 90° | |
| 1582 | PC1469SW-5040 | 90° Elbow Tube to Male Pipe, Swivel | 5/8" Tube x 1/2" MPT 90° | |
| 1583 | PC1469SW-6030 | 90° Elbow Tube to Male Pipe, Swivel | 3/4" Tube x 3/8" MPT 90° | |
| 1584 | PC1469SW-6040 | 90° Elbow Tube to Male Pipe, Swivel | 3/4" Tube x 1/2" MPT 90° | |
| 1585 | PC1469SW-6060 | 90° Elbow Tube to Male Pipe, Swivel | 3/4" Tube x 3/4" MPT 90° | |

Push-to-Connect (DOT Certified)

| No. | Part No. | Description | Size | Picture |
|------|----------------|---|------------------------------------|---|
| 1586 | PC1474-2010 | 45° Elbow Tube to Male Pipe | 1/4" Tube x 1/8" MPT 45° |  |
| 1587 | PC1474-2020 | 45° Elbow Tube to Male Pipe | 1/4" Tube x 1/4" MPT 45° | |
| 1588 | PC1474-2030 | 45° Elbow Tube to Male Pipe | 1/4" Tube x 3/8" MPT 45° | |
| 1589 | PC1474-3010 | 45° Elbow Tube to Male Pipe | 3/8" Tube x 1/8" MPT 45° | |
| 1590 | PC1474-3020 | 45° Elbow Tube to Male Pipe | 3/8" Tube x 1/4" MPT 45° | |
| 1591 | PC1474-3030 | 45° Elbow Tube to Male Pipe | 3/8" Tube x 3/8" MPT 45° | |
| 1592 | PC1474-3040 | 45° Elbow Tube to Male Pipe | 3/8" Tube x 1/2" MPT 45° | |
| 1593 | PC1474-4020 | 45° Elbow Tube to Male Pipe | 1/2" Tube x 1/4" MPT 45° | |
| 1594 | PC1474-4030 | 45° Elbow Tube to Male Pipe | 1/2" Tube x 3/8" MPT 45° | |
| 1595 | PC1474-4040 | 45° Elbow Tube to Male Pipe | 1/2" Tube x 1/2" MPT 45° | |
| 1596 | PC1474-5030 | 45° Elbow Tube to Male Pipe | 5/8" Tube x 3/8" MPT 45° | |
| 1597 | PC1474-5040 | 45° Elbow Tube to Male Pipe | 5/8" Tube x 1/2" MPT 45° | |
| 1598 | PC1474-6040 | 45° Elbow Tube to Male Pipe | 3/4" Tube x 1/2" MPT 45° | |
| 1599 | PC1474-6060 | 45° Elbow Tube to Male Pipe | 3/4" Tube x 3/4" MPT 45° | |
| 1600 | PC1474SW-2010 | 45° Elbow Tube to Male Pipe, Swivel | 1/4" Tube x 1/8" MPT 45° |  |
| 1601 | PC1474SW-2020 | 45° Elbow Tube to Male Pipe, Swivel | 1/4" Tube x 1/4" MPT 45° | |
| 1602 | PC1474SW-3010 | 45° Elbow Tube to Male Pipe, Swivel | 3/8" Tube x 1/8" MPT 45° | |
| 1603 | PC1474SW-3020 | 45° Elbow Tube to Male Pipe, Swivel | 3/8" Tube x 1/4" MPT 45° | |
| 1604 | PC1474SW-3030 | 45° Elbow Tube to Male Pipe, Swivel | 3/8" Tube x 3/8" MPT 45° | |
| 1605 | PC1474SW-3040 | 45° Elbow Tube to Male Pipe, Swivel | 3/8" Tube x 1/2" MPT 45° | |
| 1606 | PC1474SW-4020 | 45° Elbow Tube to Male Pipe, Swivel | 1/2" Tube x 1/4" MPT 45° | |
| 1607 | PC1474SW-4030 | 45° Elbow Tube to Male Pipe, Swivel | 1/2" Tube x 3/8" MPT 45° | |
| 1608 | PC1474SW-4040 | 45° Elbow Tube to Male Pipe, Swivel | 1/2" Tube x 1/2" MPT 45° | |
| 1609 | PC1474SW-5020 | 45° Elbow Tube to Male Pipe, Swivel | 5/8" Tube x 1/4" MPT 45° | |
| 1610 | PC1474SW-5030 | 45° Elbow Tube to Male Pipe, Swivel | 5/8" Tube x 3/8" MPT 45° | |
| 1611 | PC1474SW-5040 | 45° Elbow Tube to Male Pipe, Swivel | 5/8" Tube x 1/2" MPT 45° | |
| 1612 | PC1474SW-6040 | 45° Elbow Tube to Male Pipe, Swivel | 3/4" Tube x 1/2" MPT 45° | |
| 1613 | PC1474SW-6060 | 45° Elbow Tube to Male Pipe, Swivel | 3/4" Tube x 3/4" MPT 45° | |
| 1614 | PC1464-10 | Union on Tee Tube Each End | 1/8" Tube TEE |  |
| 1615 | PC1464-5/32 | Union on Tee Tube Each End | 5/32" Tube TEE | |
| 1616 | PC1464-15 | Union on Tee Tube Each End | 3/16" Tube TEE | |
| 1617 | PC1464-20 | Union on Tee Tube Each End | 1/4" Tube TEE | |
| 1618 | PC1464-30 | Union on Tee Tube Each End | 3/8" Tube TEE | |
| 1619 | PC1464R-3020 | Union on Tee Tube Each End | 3/8" Tube x 3/8" Tube x 1/4" Tube | |
| 1620 | PC1464-40 | Union on Tee Tube Each End | 1/2" Tube TEE | |
| 1621 | PC1464-50 | Union on Tee Tube Each End | 5/8" Tube TEE | |
| 1622 | PC1464-60 | Union on Tee Tube Each End | 3/4" Tube TEE | |
| 1623 | PC1471-1010 | Tee Ends Tube and Male Pipe Center Tube | 1/8" Tube x 1/8" MPT x 1/8" Tube |  |
| 1624 | PC1471-5/32-10 | Tee Ends Tube and Male Pipe Center Tube | 5/32" Tube x 1/8" MPT x 5/32" Tube | |
| 1625 | PC1471-1510 | Tee Ends Tube and Male Pipe Center Tube | 3/16" Tube x 1/8" MPT x 3/16" Tube | |
| 1626 | PC1471-2010 | Tee Ends Tube and Male Pipe Center Tube | 1/4" Tube x 1/8" MPT x 1/4" Tube | |
| 1627 | PC1471-2020 | Tee Ends Tube and Male Pipe Center Tube | 1/4" Tube x 1/4" MPT x 1/4" Tube | |
| 1628 | PC1471-3010 | Tee Ends Tube and Male Pipe Center Tube | 3/8" Tube x 1/8" MPT x 3/8" Tube | |
| 1629 | PC1471-3020 | Tee Ends Tube and Male Pipe Center Tube | 3/8" Tube x 1/4" MPT x 3/8" Tube | |
| 1630 | PC1471-3030 | Tee Ends Tube and Male Pipe Center Tube | 3/8" Tube x 3/8" MPT x 3/8" Tube | |
| 1631 | PC1471-4030 | Tee Ends Tube and Male Pipe Center Tube | 1/2" Tube x 3/8" MPT x 1/2" Tube | |
| 1632 | PC1471-4040 | Tee Ends Tube and Male Pipe Center Tube | 1/2" Tube x 1/2" MPT x 1/2" Tube | |


Push-to-Connect (DOT Certified)

| No. | Part No. | Description | Size | Picture |
|------|--------------------|---|------------------------------------|---|
| 1633 | PC1471SW-1010 | Tee Ends Tube and Male Pipe Center Tube, Swivel | 1/8" Tube x 1/8" MPT x 1/8" Tube |  |
| 1634 | PC1471SW-5/32-1032 | Tee Ends Tube and Male Pipe Center Tube, Swivel | 5/32" Tube x 10-32 x 5/32" Tube | |
| 1635 | PC1471SW-5/32-10 | Tee Ends Tube and Male Pipe Center Tube, Swivel | 5/32" Tube x 1/8" MPT x 5/32" Tube | |
| 1636 | PC1471SW-2010 | Tee Ends Tube and Male Pipe Center Tube, Swivel | 1/4" Tube x 1/8" MPT x 1/4" Tube | |
| 1637 | PC1471SW-2020 | Tee Ends Tube and Male Pipe Center Tube, Swivel | 1/4" Tube x 1/4" MPT x 1/4" Tube | |
| 1638 | PC1471SW-3020 | Tee Ends Tube and Male Pipe Center Tube, Swivel | 3/8" Tube x 1/4" MPT x 3/8" Tube | |
| 1639 | PC1471SW-3030 | Tee Ends Tube and Male Pipe Center Tube, Swivel | 3/8" Tube x 3/8" MPT x 3/8" Tube | |
| 1640 | PC1471SW-4030 | Tee Ends Tube and Male Pipe Center Tube, Swivel | 1/2" Tube x 3/8" MPT x 1/2" Tube | |
| 1641 | PC1471SW-4040 | Tee Ends Tube and Male Pipe Center Tube, Swivel | 1/2" Tube x 1/2" MPT x 1/2" Tube | |
| 1642 | PC1472-1010 | Tee Ends Tube Center Male Pipe | 1/8" Tube x 1/8" Tube x 1/8" MPT |  |
| 1643 | PC1472-5/32-10 | Tee Ends Tube Center Male Pipe | 5/32" Tube x 1/8" Tube x 5/32" MPT | |
| 1644 | PC1472-1510 | Tee Ends Tube Center Male Pipe | 3/16" Tube x 1/8" Tube x 3/16" MPT | |
| 1645 | PC1472-2010 | Tee Ends Tube Center Male Pipe | 1/4" Tube x 1/4" Tube x 1/8" MPT | |
| 1646 | PC1472-2020 | Tee Ends Tube Center Male Pipe | 1/4" Tube x 1/4" Tube x 1/4" MPT | |
| 1647 | PC1472-3010 | Tee Ends Tube Center Male Pipe | 3/8" Tube x 3/8" Tube x 1/8" MPT | |
| 1648 | PC1472-3020 | Tee Ends Tube Center Male Pipe | 3/8" Tube x 3/8" Tube x 1/4" MPT | |
| 1649 | PC1472-3030 | Tee Ends Tube Center Male Pipe | 3/8" Tube x 3/8" Tube x 3/8" MPT | |
| 1650 | PC1472-3040 | Tee Ends Tube Center Male Pipe | 3/8" Tube x 3/8" Tube x 1/2" MPT | |
| 1651 | PC1472-4020 | Tee Ends Tube Center Male Pipe | 1/2" Tube x 1/2" Tube x 1/4" MPT |  |
| 1652 | PC1472-4030 | Tee Ends Tube Center Male Pipe | 1/2" Tube x 1/2" Tube x 3/8" MPT | |
| 1653 | PC1472-4040 | Tee Ends Tube Center Male Pipe | 1/2" Tube x 1/2" Tube x 1/2" MPT | |
| 1654 | PC1472SW-1010 | Tee Ends Tube Center Male Pipe, Swivel | 1/8" Tube x 1/8" Tube x 1/8" MPT | |
| 1655 | PC1472SW-5/32-1032 | Tee Ends Tube Center Male Pipe, Swivel | 5/32" Tube x 10-32 x 5/32" Tube | |
| 1656 | PC1472SW-5/32-10 | Tee Ends Tube Center Male Pipe, Swivel | 5/32" Tube x 1/8" MPT x 5/32" Tube | |
| 1657 | PC1472SW-2010 | Tee Ends Tube Center Male Pipe, Swivel | 1/4" Tube x 1/4" Tube x 1/8" MPT | |
| 1658 | PC1472SW-2020 | Tee Ends Tube Center Male Pipe, Swivel | 1/4" Tube x 1/4" Tube x 1/4" MPT | |
| 1659 | PC1472SW-2030 | Tee Ends Tube Center Male Pipe, Swivel | 1/4" Tube x 1/4" Tube x 3/8" MPT | |
| 1660 | PC1472SW-3010 | Tee Ends Tube Center Male Pipe, Swivel | 3/8" Tube x 3/8" Tube x 1/8" MPT |  |
| 1661 | PC1472SW-3020 | Tee Ends Tube Center Male Pipe, Swivel | 3/8" Tube x 3/8" Tube x 1/4" MPT | |
| 1662 | PC1472SW-3030 | Tee Ends Tube Center Male Pipe, Swivel | 3/8" Tube x 3/8" Tube x 3/8" MPT | |
| 1663 | PC1472SW-4020 | Tee Ends Tube Center Male Pipe, Swivel | 1/2" Tube x 1/2" Tube x 1/4" MPT | |
| 1664 | PC1472SW-4030 | Tee Ends Tube Center Male Pipe, Swivel | 1/2" Tube x 1/2" Tube x 3/8" MPT | |
| 1665 | PC1472SW-4040 | Tee Ends Tube Center Male Pipe, Swivel | 1/2" Tube x 1/2" Tube x 1/2" MPT | |
| 1666 | PC1472SW-5040 | Tee Ends Tube Center Male Pipe, Swivel | 5/8" Tube x 5/8" Tube x 1/2" MPT | |

Push-to-Connect (DOT Certified)

| No. | Part No. | Description | Size | Picture |
|------|---------------|--|----------------------------------|---|
| 1667 | PC1478-2010 | Tee Ends Tube Center Female Pipe | 1/4" Tube x 1/4" Tube x 1/8" FPT |  |
| 1668 | PC1478-2020 | Tee Ends Tube Center Female Pipe | 1/4" Tube x 1/4" Tube x 1/4" FPT | |
| 1669 | PC1478-3020 | Tee Ends Tube Center Female Pipe | 3/8" Tube x 3/8" Tube x 1/4" FPT | |
| 1670 | PC1478-3030 | Tee Ends Tube Center Female Pipe | 3/8" Tube x 3/8" Tube x 3/8" FPT | |
| 1671 | PC1478SW-2010 | Tee Ends Tube Center Female Pipe, Swivel | 1/4" Tube x 1/4" Tube x 1/8" FPT |  |
| 1672 | PC1478SW-2020 | Tee Ends Tube Center Female Pipe, Swivel | 1/4" Tube x 1/4" Tube x 1/4" FPT | |
| 1673 | PC1478SW-2030 | Tee Ends Tube Center Female Pipe, Swivel | 1/4" Tube x 1/4" Tube x 3/8" FPT | |
| 1674 | PC1478SW-3010 | Tee Ends Tube Center Female Pipe, Swivel | 3/8" Tube x 3/8" Tube x 1/8" FPT | |
| 1675 | PC1478SW-3020 | Tee Ends Tube Center Female Pipe, Swivel | 3/8" Tube x 3/8" Tube x 1/4" FPT | |
| 1676 | PC1478SW-3030 | Tee Ends Tube Center Female Pipe, Swivel | 3/8" Tube x 3/8" Tube x 3/8" FPT | |
| 1677 | PC1478SW-3040 | Tee Ends Tube Center Female Pipe, Swivel | 3/8" Tube x 3/8" Tube x 1/2" FPT | |
| 1678 | PC1478SW-4030 | Tee Ends Tube Center Female Pipe, Swivel | 1/2" Tube x 1/2" Tube x 3/8" FPT | |
| 1679 | PC1478SW-4040 | Tee Ends Tube Center Female Pipe, Swivel | 1/2" Tube x 1/2" Tube x 1/2" FPT |  |
| 1680 | PC1400-20 | Tube Insert | 1/4" Tube | |
| 1681 | PC1400-30 | Tube Insert | 3/8" Tube | |
| 1682 | PC1400-40 | Tube Insert | 1/2" Tube | |

Valves & Drain Cock

| No. | Part No. | Description | Size | Picture |
|------|-------------|---|------------------------|---|
| 1683 | 239-20 | Drain Cock | 1/4" MPT |  |
| 1684 | 240-10 | Drain Cock | 1/8" MPT |  |
| 1685 | 240-20 | Drain Cock | 1/4" MPT | |
| 1686 | 240-30 | Drain Cock | 3/8" MPT | |
| 1687 | 240-40 | Drain Cock | 1/2" MPT | |
| 1688 | 3042-20 | Needle Valve - Male Flare both Ends | 1/4" Flare |  |
| 1689 | 3042-30 | Needle Valve - Male Flare both Ends | 3/8" Flare | |
| 1690 | 3062-15 | Union Needle Valve - Comp. | 3/16" Comp. |  |
| 1691 | 3062-20 | Union Needle Valve - Comp. | 1/4" Comp. | |
| 1692 | 3062-25 | Union Needle Valve - Comp. | 5/16" Comp. | |
| 1693 | 3062-30 | Union Needle Valve - Comp. | 3/8" Comp. | |
| 1694 | B3062-20 | Union Needle Valve - Comp. (Body Only) | 1/4" Comp. |  |
| 1695 | B3062-30 | Union Needle Valve - Comp. (Body Only) | 3/8" Comp. | |
| 1696 | 3068-1510 | Needle Valve - Comp. | 3/16" Comp. x 1/8" MPT |  |
| 1697 | 3068-2010 | Needle Valve - Comp. | 1/4" Comp. x 1/8" MPT | |
| 1698 | 3068-2020 | Needle Valve - Comp. | 1/4" Comp. x 1/4" MPT | |
| 1699 | 3068-2510 | Needle Valve - Comp. | 5/16" Comp. x 1/8" MPT | |
| 1700 | 3068-2520 | Needle Valve - Comp. | 5/16" Comp. x 1/4" MPT | |
| 1701 | 3068-3010 | Needle Valve - Comp. | 3/8" Comp. x 1/8" MPT | |
| 1702 | 3068-3020 | Needle Valve - Comp. | 3/8" Comp. x 1/4" MPT |  |
| 1703 | 3069-1510 | 90° Needle Valve - Comp. | 3/16" Comp. x 1/8" MPT | |
| 1704 | 3069-2010 | 90° Needle Valve - Comp. | 1/4" Comp. x 1/8" MPT | |
| 1705 | 3069-2020 | 90° Needle Valve - Comp. | 1/4" Comp. x 1/4" MPT | |
| 1706 | 3069-2510 | 90° Needle Valve - Comp. | 5/16" Comp. x 1/8" MPT | |
| 1707 | 3069-2520 | 90° Needle Valve - Comp. | 5/16" Comp. x 1/4" MPT | |
| 1708 | 3069-3010 | 90° Needle Valve - Comp. | 3/8" Comp. x 1/8" MPT | |
| 1709 | 3069-3020 | 90° Needle Valve - Comp. | 3/8" Comp. x 1/4" MPT | |
| 1710 | SH3069-2010 | 90° Needle Valve - Comp. (Slotted Handle) | 1/4" Comp. x 1/8" MPT |  |

Valves & Drain Cock

| No. | Part No. | Description | Size | Picture |
|------|--------------|---|-----------------------|---|
| 1711 | HS3069-ST-20 | 1/4" Self Tapping Kits with Heavy Clamp | 1/4" Comp. x 1/8" MPT |  |
| 1712 | S3069-ST-20 | 1/4" Self Tapping Kit | 1/4" Comp. x 1/8" MPT |  |
| 1713 | 3103-10 | Needle Valve - FPT | 1/8" FPT |  |
| 1714 | 3103-20 | Needle Valve - FPT | 1/4" FPT | |
| 1715 | 3120-10 | Needle Valve - FPT x MPT | 1/8" FPT x 1/8" MPT |  |
| 1716 | 3120-20 | Needle Valve - FPT x MPT | 1/4" FPT x 1/4" MPT | |
| 1717 | 3122-10 | Needle Valve - MPT | 1/8" MPT |  |
| 1718 | 3122-20 | Needle Valve - MPT | 1/4" MPT | |



Others

Space Heater 45° Flare



| No. | Part No. | Description | Size | Picture |
|------|------------|------------------------------|--|---|
| 1719 | 621-30 | Radiant 45° Flare Nut | 3/8" Comp. Female Thread |  |
| 1720 | 623-30 | Radiant 45° Flare Nut | 3/8" Comp. Male Thread |  |
| 1721 | 626-3030 | Radiant 45° Female Connector | 3/8" Comp. Male Thread x 3/8" FPT |  |
| 1722 | 626-3040 | Radiant 45° Female Connector | 3/8" Comp. Male Thread x 1/2" FPT | |
| 1723 | 627-301030 | Radiant 45° Male Connector | 3/8" MPT x 1/8" FPT x 3/8" Comp. Male Thread |  |
| 1724 | 627-403030 | Radiant 45° Male Connector | 1/2" MPT x 3/8" FPT x 3/8" Comp. Male Thread | |
| 1725 | 6486-30 | Conversion | 3/8" Male Comp. x 9/16"-24 Female Flare |  |






Grasp Brass Fittings for Poly Tubing

| No. | Part No. | Description | Size | Picture |
|------|-----------|--|------|---|
| 1726 | PG6160-20 | Nut & Plastic Sleeve Assembled for Poly Tubing | 1/4" |  |
| 1727 | PG61-20 | Nut for Poly Tubing | 1/4" |  |

Others

Grasp Fittings for Poly Tubing



| No. | Part No. | Description | Size | Picture |
|------|------------|--|----------------------|---|
| 1728 | PG62-20 | Union for Poly Tubing | 1/4" Poly Union |  |
| 1729 | PG62-30 | Union for Poly Tubing | 3/8" Poly Union | |
| 1730 | PG64-20 | Union Tee for Poly Tubing | 1/4" Poly Tee |  |
| 1731 | PG68-2010 | Male Connector for Poly Tubing | 1/4" Poly x 1/8" MPT |  |
| 1732 | PG68-2020 | Male Connector for Poly Tubing | 1/4" Poly x 1/4" MPT | |
| 1733 | PG68-3020 | Male Connector for Poly Tubing | 3/8" Poly x 1/4" MPT | |
| 1734 | PG68-3030 | Male Connector for Poly Tubing | 3/8" Poly x 3/8" MPT | |
| 1735 | PG69-2010 | 90° Male Elbow for Poly Tubing | 1/4" Poly x 1/8" MPT |  |
| 1736 | PG69-2020F | 90° Male Elbow for Poly Tubing - Forged | 1/4" Poly x 1/4" MPT | |
| 1737 | PG69-3020F | 90° Male Elbow for Poly Tubing - Forged | 3/8" Poly x 1/4" MPT | |
| 1738 | PG69-3030F | 90° Male Elbow for Poly Tubing - Forged | 3/8" Poly x 3/8" MPT | |
| 1739 | PG72-2020F | Male Branch Tee for Poly Tubing - Forged | 1/4" Poly x 1/4" MPT |  |